







Welcome to the KENNETHCOBONPUE Catalog 2012.

In the succeeding pages you will find a large collection of our existing and new designs. Each piece was handmade with beauty, function and your comfort in mind. We hope you enjoy using our products as much as we took pleasure in their creation.

The KENNETHCOBONPUE team is based on a small island in the Pacific called Cebu. We are blessed with lush landscape: radiant sun, clear seas, blue skies as well as rolling mountains inland. It is a beautiful place to come home to after traveling through cosmopolitan centers of the world. Old traditions have survived here and the people convey a special warmth and friendliness. We collaborate with skilled craftsmen who take pride in their work. Many of the materials we use are sustainable yet we constantly strive to innovate their usage and extend their longevity. The specialized hand work that goes into each piece allows us to keep our energy consumption to a minimal.

At KENNETHCOBONPUE, we believe in the necessity of communing with nature and our fellow humans. We take our connection with nature and culture seriously. It is this feeling of being part of the world that we define in our brand. Its our innate need to circulate around life, whether it be plants, animals, other people.

Great expanse, openness,
lightness, familiarity
with the elements and seasons,
remembrance of things past,
memories of people and places
that give us comfort,
awe and wonder.

These emotions are evoked where we live.
We want to share these same emotions with you through our designs.

Kenneth Cobonpue

KENNETHCOBONPUE





Welcome to the KENNETHCOBONPUE Catalog 2012.

In the succeeding pages you will find a large collection of our existing and new designs. Each piece was handmade with beauty, function and your comfort in mind. We hope you enjoy using our products as much as we took pleasure in their creation.

The KENNETHCOBONPUE team is based on a small island in the Pacific called Cebu. We are blessed with lush landscape: radiant sun, clear seas, blue skies as well as rolling mountains inland. It is a beautiful place to come home to after traveling through cosmopolitan centers of the world. Old traditions have survived here and the people convey a special warmth and friendliness. We collaborate with skilled craftsmen who take pride in their work. Many of the materials we use are sustainable yet we constantly strive to innovate their usage and extend their longevity. The specialized hand work that goes into each piece allows us to keep our energy consumption to a minimal.

At KENNETHCOBONPUE, we believe in the necessity of communing with nature and our fellow humans. We take our connection with nature and culture seriously. It is this feeling of being part of the world that we define in our brand. Its our innate need to circulate around life, whether it be plants, animals, other people.

Great expanse, openness,
lightness, familiarity
with the elements and seasons,
remembrance of things past,
memories of people and places
that give us comfort,
awe and wonder.

These emotions are evoked where we live.
We want to share these same emotions with you through our designs.

Kenneth Cobonpue

KENNETHCOBONPUE





Each piece in the KENNETHCOBONPUE collection is meticulously hand-made by Filipino artisans using skills passed down from many generations. We take pride in our rich tradition of craft and invest in its development through education, research and experimentation ensuring that this part of our culture remains alive and well for everyone to enjoy.

The La Luna chair shown here starts with a core fashioned out of natural rattan vines coiled around a mold. This core is taken out of the mold and supported with rattan pole braces and turned wooden legs. We take layers of jute sack and latex foam and lay them on the inside to form a soft but firm back cushion. Fine rattan strips are carefully selected and dyed to be used for weaving. These natural fibers are woven on the exterior of the chair in a checkered pattern becoming a fine tight weave as it moves to the interior. With skill and precision, our weavers deftly stitch both patterns together. The result is an object that cleverly shows how a weave makes a smooth transition from one pattern to the next seamlessly.

As our pieces make their way from our workshop to you, we hope you become part of the living traditions that allow us to create these objects.

ARTISANS







01

02

03

04



Abaca (*Musa Textilis*), commonly known as Manila hemp, is the strongest natural fiber in the world and is saltwater resistant. Abaca comes in two colors depending on where the fiber is taken from: the natural blonde color comes from the inner part of the plant and the dark brown comes from the bark.

01 ABACA

Bamboo is the tallest and most primitive of grasses. Standing alone, the bamboo culm can grow up to one meter in a single night, and in the following month up to 20 meters. Exceedingly flexible and stress resistant, bamboo is an endless regenerative resource. Our bamboo goes through several anti-pest treatments and is kiln-dried to minimize shrinkage and swelling.

02 BAMBOO

The most stately and largest of the Philippine palms, Buri (*Corypha elata* Roxb.) is found throughout most islands and provinces of the Philippines. It is a material from which three kinds of fibers, namely buri, raffia, and buntal, are obtained.

03 BURI

Rattan is the stem or trunk of a climbing palm that belongs to the genus *Calamus*, meaning swamp plants. Rattan reaches lengths up to 200 meters. There are more than 200 species, but only about a dozen are suited for furniture making. Today it forms the basis for many of our structural frames and designs.

04 RATTAN

Rattan peel is the skin, or surface layer of the rattan cane. We prepare these rattan strips by passing the canes through a machine which presses them against knives. We then use it in its natural state, or strip and dye it in different colors. Rattan peel is widely used in our designs because of its versatility, strength and abundance.

RATTAN PEEL

During the past few years, polyethylene fiber has become the staple of high-end contemporary design for exterior furnishings. Unlike other plastic fibers, it contains no PVC, will not crack or fade and does not give off toxic fumes. It looks like wicker, is woven by hand and can be produced in any color.

05 POLYETHYLENE



MATERIALS



05



KC
01

AMAYA



Its design inspired by fish traps, the Amaya dining table projects an aura of a vortex trapped within a cylinder.

Made of steel wrapped in abaca rope. Outdoor version in polyethylene and steel.

Shown here:
Amaya dining tables
with Dimple stacking armchairs.


The Amaya dining table. Made of abaca and steel. Outdoor version in polyethylene and steel.

The Amaya armchair is stackable.
Made of polyethylene, aluminum and stainless steel.

Shown here:
Amaya armchairs in silver, bronze and brown.



KC
05



AMAYA



Made of steel wrapped
in abaca rope.
Outdoor version in
polyethylene and steel.

Left page:
Amaya dining table detail.

Right page:
Amaya end and
coffee tables in brown.



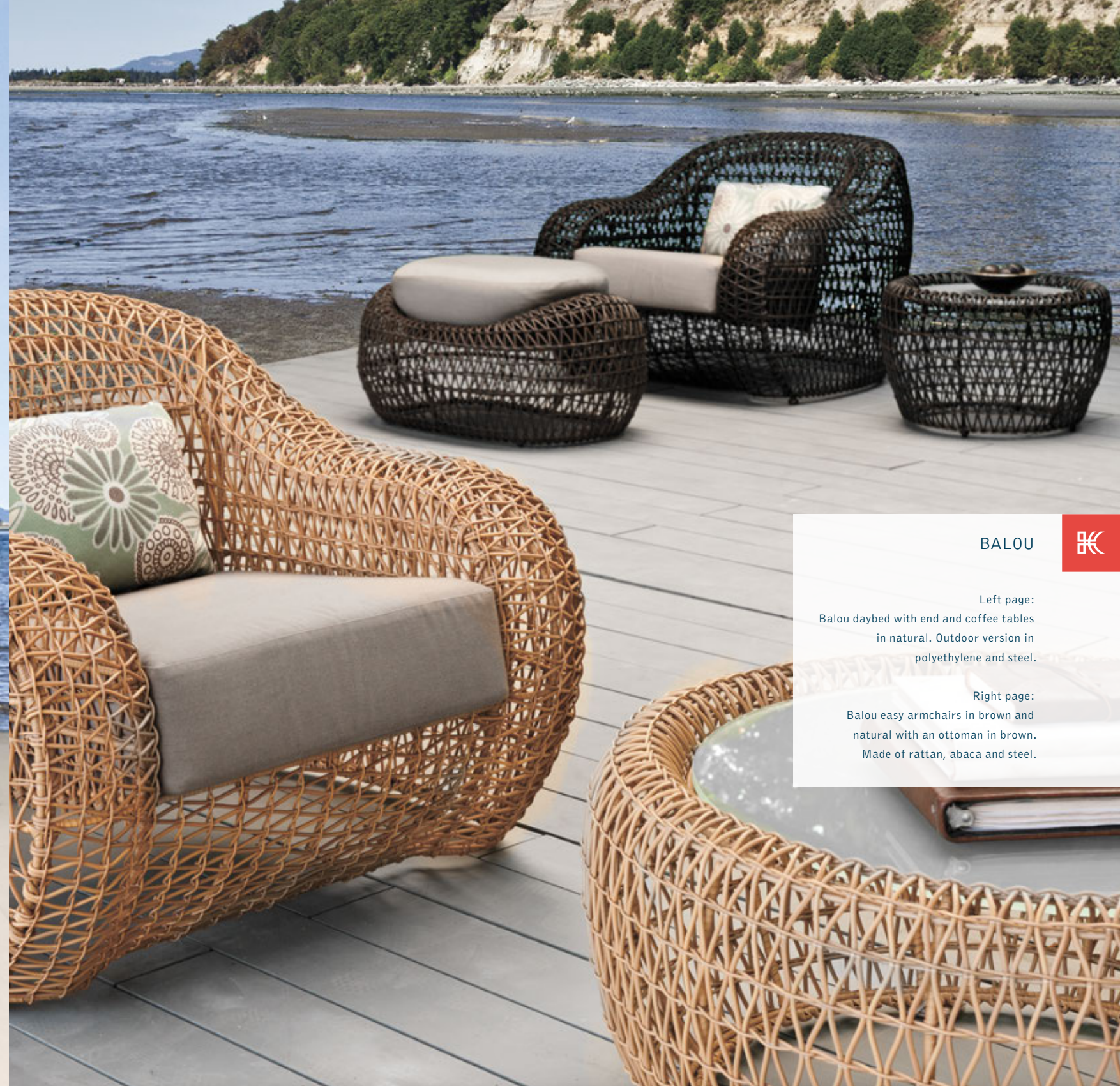
BALOU



The Balou easy armchair exudes comfort through its round plump form. Its transparent design gives the impression of sitting on air.

Made of rattan, abaca, and steel. Outdoor version in polyethylene and steel.

Shown here:
Balou easy armchair in natural.



BALOU



Left page:
Balou daybed with end and coffee tables
in natural. Outdoor version in
polyethylene and steel.

Right page:
Balou easy armchairs in brown and
natural with an ottoman in brown.
Made of rattan, abaca and steel.



BLOOM



Welcome the organic beauty of the garden indoors. Inspired by a delicate blossom, the Bloom is composed of hundreds of fine running stitches that radiate from the center of the seat.

Handmade in microfiber stitched over a fiberglass reinforced polymer top, Bloom sprouts from a base made of steel.

Shown here:

The Bloom easy armchair in muted red and club chair in yellow.



BLOOM



Bloom easy armchair in microfiber stitched over a fiberglass reinforced polymer top, sprouting from a base made of steel.

Shown here:

The Bloom easy armchair in lime green, moss green, muted red and detail in yellow.



KC
15



BOUQUET



The Bouquet, made of a fiberglass reinforced polymer top shaped in a signature floral relief pattern that hovers above a base of stainless steel.

Left page: Bouquet coffee and end table details.

Right page: Bouquet coffee and end tables in white and black.



KC
17

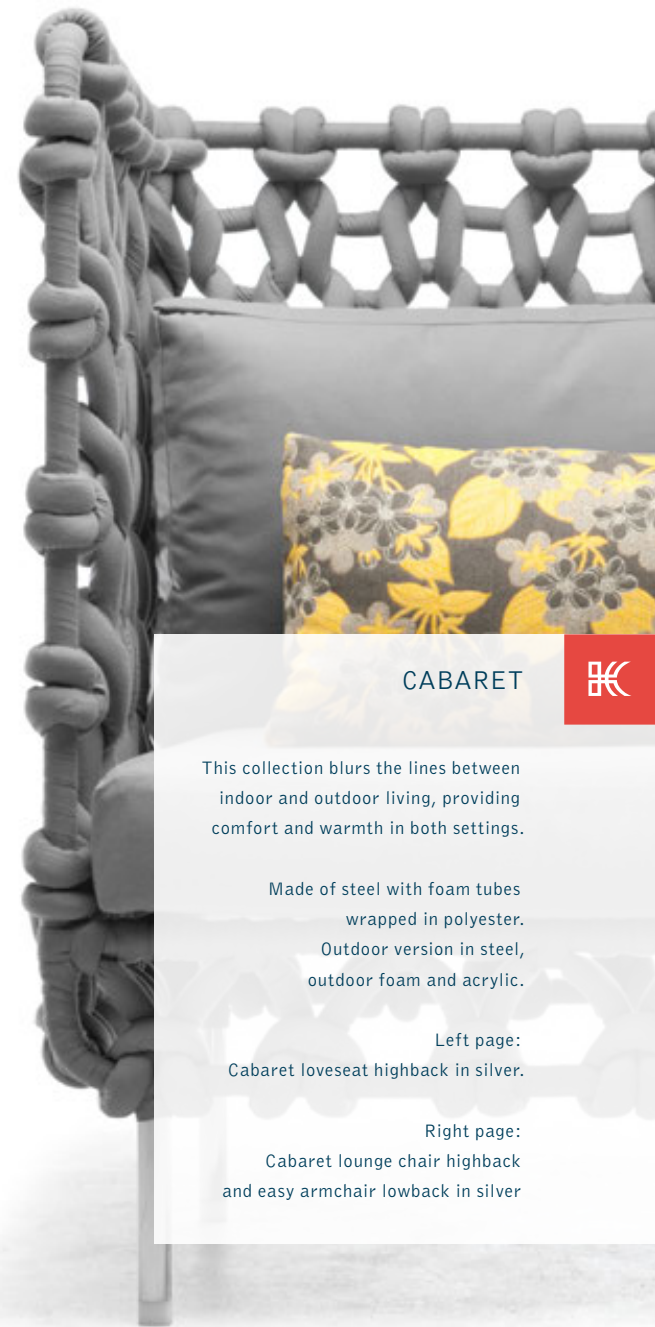
CABARET



Cabaret provides a modern take on the brand's sought after craftsmanship techniques. Weaving fabric-wrapped foam on a steel frame conveys the next generation of the evolving outdoor luxury furniture market.

Shown here:
All for the outdoor.
Cabaret sofa highback,
lounge chair highback and
easy armchairs lowback with
coffee and end table in silver.

The pieces come with
outdoor covers.



CABARET



This collection blurs the lines between indoor and outdoor living, providing comfort and warmth in both settings.

Made of steel with foam tubes wrapped in polyester.
Outdoor version in steel, outdoor foam and acrylic.

Left page:
Cabaret loveseat highback in silver.

Right page:
Cabaret lounge chair highback and easy armchair lowback in silver



CHIQUITA



The Chiquita stool has a secret to tell but only for those fortunate enough to enjoy its charms.

Rigid-looking vertical sections of rattan poles unexpectedly recede into the seat for a pleasant surprise and a sitting experience like no other.

Made of steel, rattan poles and high density foam.

Shown here: Chiquita stool in muted red, silver and black. Optional version with leather-laminated base and backrest in brown.



KC
23

CROISSANT



The distinctive shape of the Croissant collection promotes a posture of leisure, its low arms beckoning to be reclined upon.

Made of abaca or buri tied over a hand-sculpted steel frame. Outdoor version in polyethylene and steel.

Shown here:
Croissant end table,
easy armchairs, and sofa in brown.



KC
25



CROISSANT



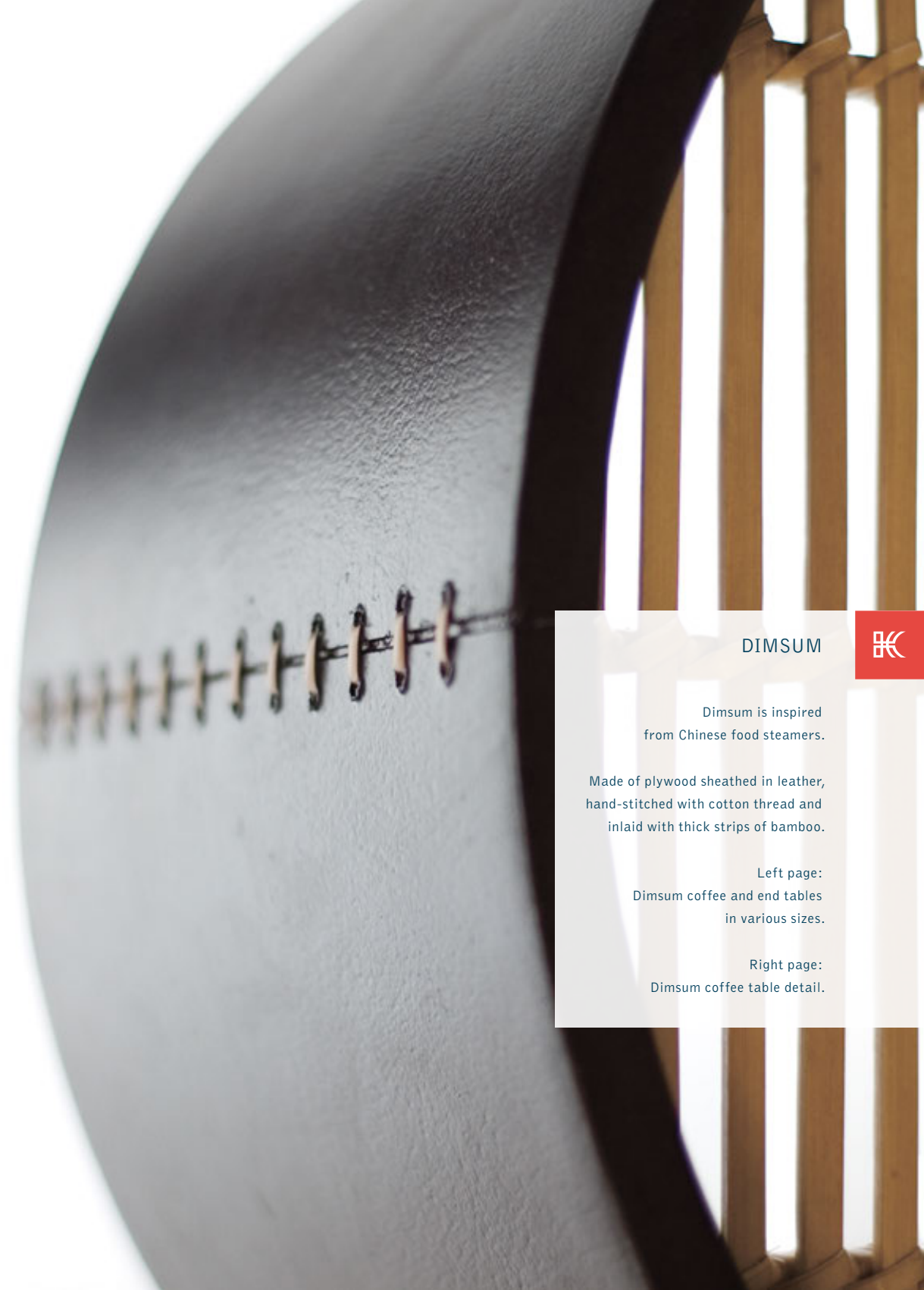
Left page:
Croissant easy armchairs
in brown. Outdoor version in
polyethylene and steel.



Right page:
Croissant end and
coffee tables in brown.



KC
27



DIMSUM



Dimsum is inspired from Chinese food steamers.

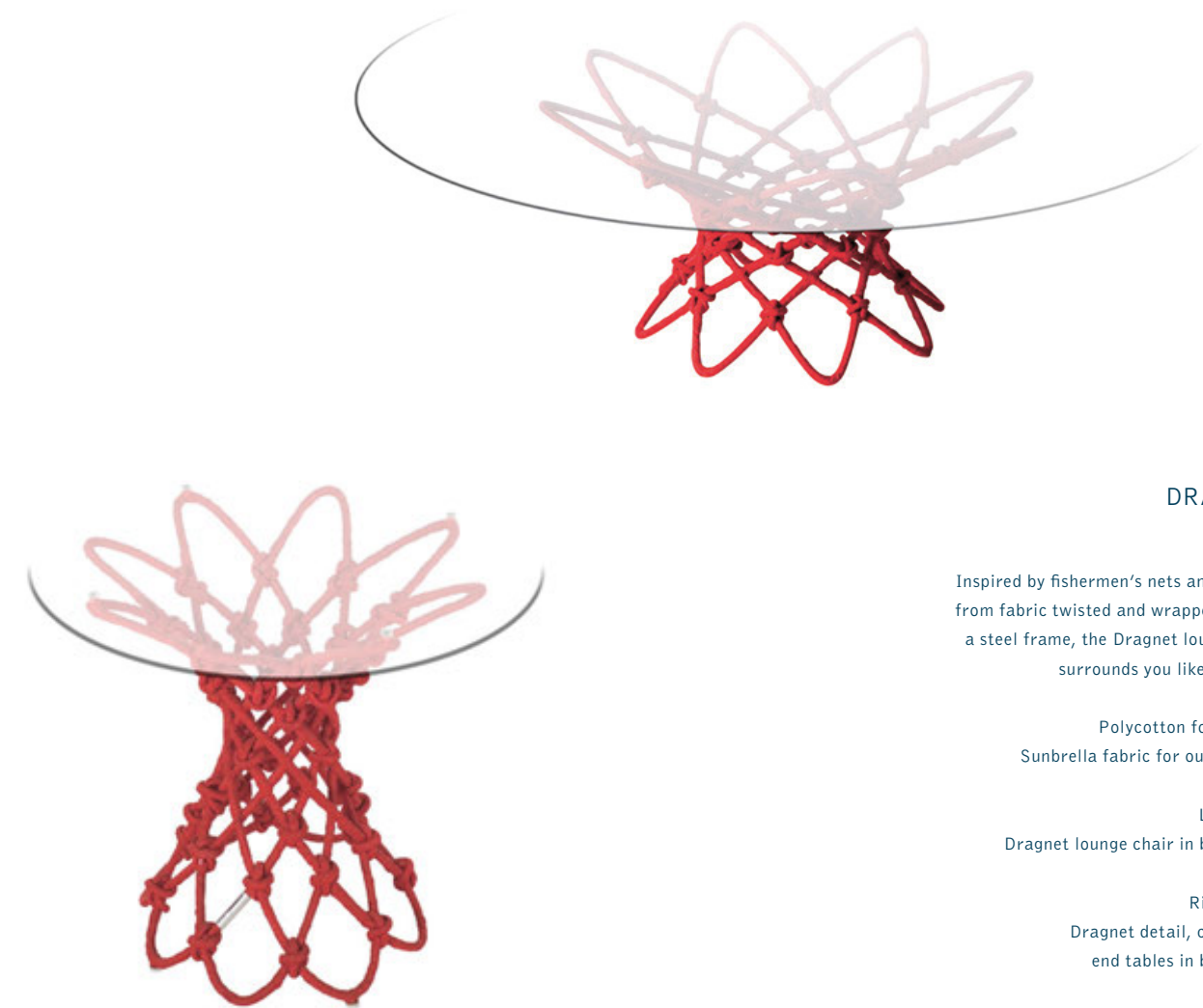
Made of plywood sheathed in leather, hand-stitched with cotton thread and inlaid with thick strips of bamboo.

Left page:
Dimsum coffee and end tables
in various sizes.

Right page:
Dimsum coffee table detail.



KC
29



DRAGNET



Inspired by fishermen's nets and created from fabric twisted and wrapped around a steel frame, the Dragnet lounge chair surrounds you like a cocoon.

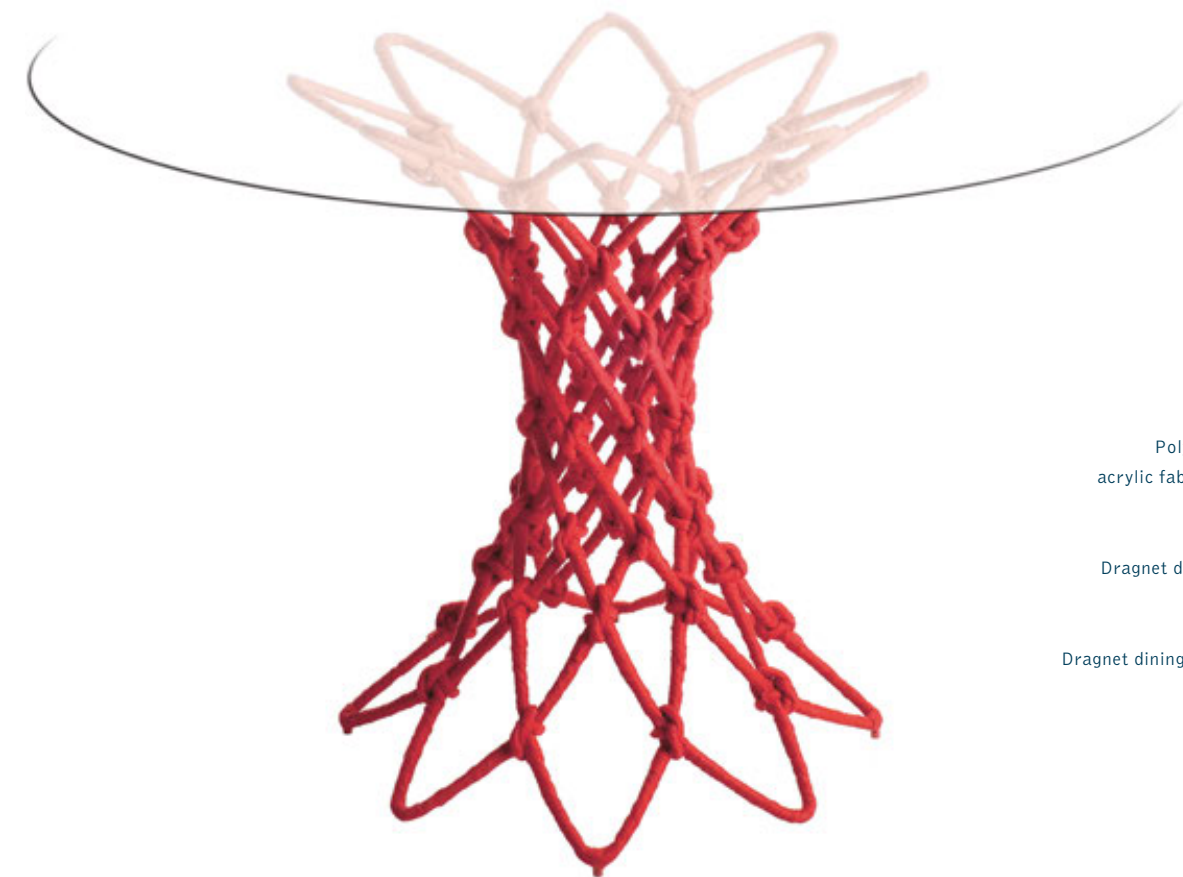
Polycotton for indoors,
Sunbrella fabric for outdoor use.

Left page:
Dragnet lounge chair in bright red.

Right page:
Dragnet detail, coffee and
end tables in bright red.



KC
31



DRAGNET



Polycotton for indoors,
acrylic fabric for outdoor use.

Left page:
Dragnet dining table in black.

Right page:
Dragnet dining table in bright red.



KC
33



DREAMCATCHER

Dreamcatcher is our seating adaptation of a traditional Native American charm.

Made of polyethylene, nylon and steel.

Left page:
Detail of
Dreamcatcher stools.

Right page:
Dreamcatcher stools
in various sizes.





KC
35



FREYA



Exquisite surfaces in strikingly simple forms characterize our Freya collection of tables.

Finishes in natural oak, brown, dark brown on oak.

Left page:
Freya rectangular dining table in natural oak with Kawayan Too side chairs in pale gray.

Right page:
Freya round dining table, end and coffee table in dark brown.



KC
37

HAGIA



Your search for shade
ends with the Hagia.

Bask in regal luxury as
its gothic temperament
gratifies you with a
lofty haven.

Created in polyethylene,
the Hagia is intricately
handwoven on
a steel frame

Shown here:
The Hagia daybed,
easy armchair, coffee
and end tables.



HAGIA



Left page:
Hagia daybed in whitewash.

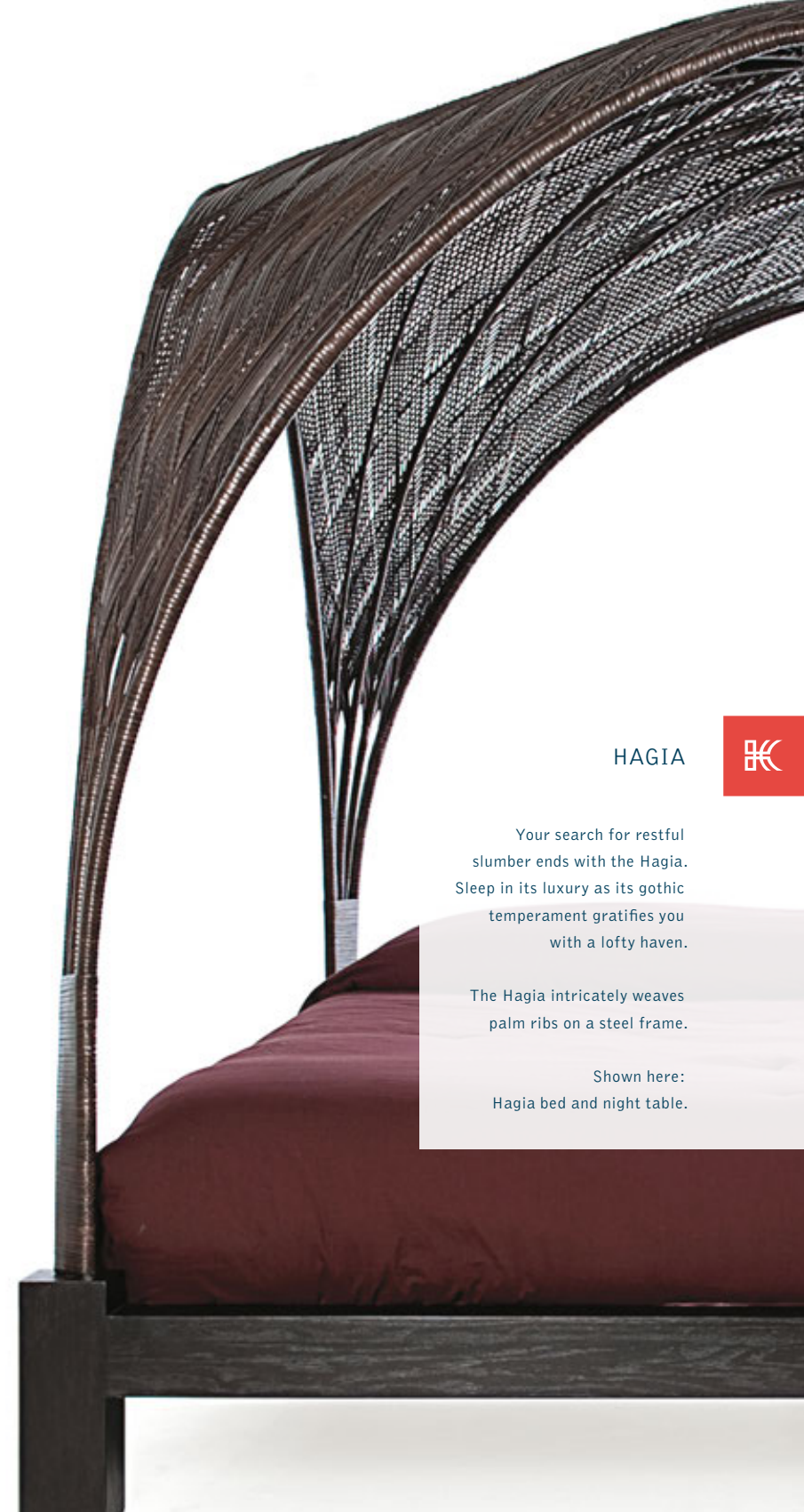
Right page:
Hagia end and coffee tables
in black.



Shown here:
The Hagia dining table in polyethylene
and steel with the Hagia side chairs in
polyethylene and aluminum.



KC
43



HAGIA



Your search for restful slumber ends with the Hagia. Sleep in its luxury as its gothic temperament gratifies you with a lofty haven.

The Hagia intricately weaves palm ribs on a steel frame.

Shown here:
Hagia bed and night table.



KC
45

HARRY



A rocking stool topped in microfiber strips stitched to interchangeable covers, Harry will bring out the child in everyone.

Available in an assortment of groovy colors.

Shown here:
Harry rocking stools in lime green, moss green, and yellow.



KC
47



HARRY



Microfiber strips stitched to interchangeable covers.

Shown here:
Harry rocking stool in
muted red, lime green, yellow,
moss green, black and brown.



KC
49

IMA BED

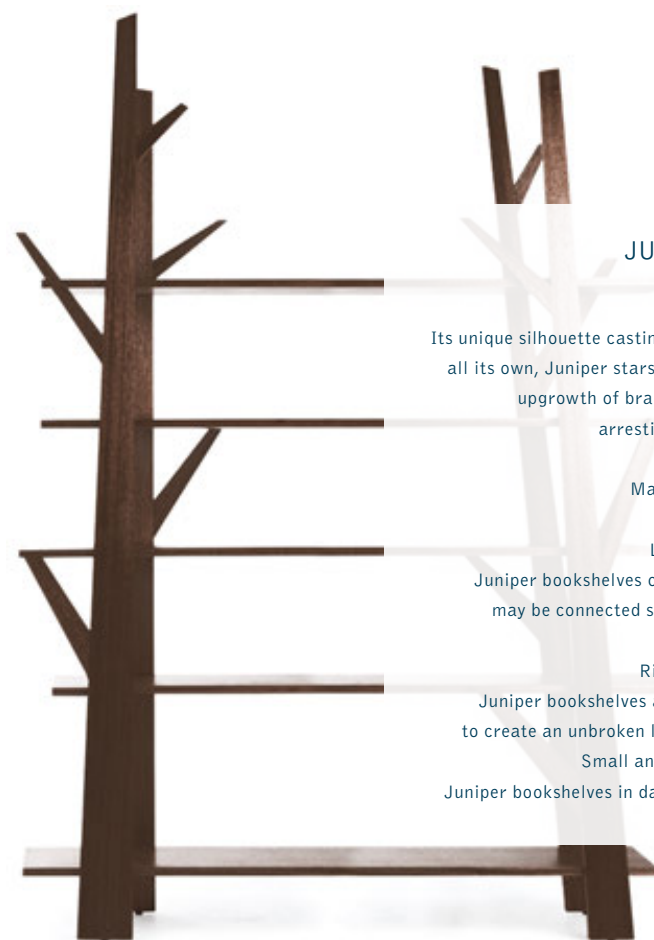


Inspired by ancient Chinese temple architecture, the Ima is a true sanctuary. Intricately woven abaca rope forms a canopy that houses the consummate holistic experience.

Shown here:
Ima bed in brown.



KC
51



JUNIPER

Its unique silhouette casting a shade all its own, Juniper stars a fervent upgrowth of branches and arresting angles.

Made of oak.

Left page:
Juniper bookshelves of any size may be connected seamlessly.

Right page:
Juniper bookshelves are joined to create an unbroken landscape.
Small and medium
Juniper bookshelves in dark brown.





KABUKI



The Kabuki is crafted using hand carved high density fiberboard to resemble bamboo stalks.

It is then finished in several layers, entirely by hand.

Left page:
Kabuki buffet cabinet
in brown.

Right page:
Kabuki cabinet
in brown.



KABUKI



Left page:
Kabuki mirror frame and
dresser in brown.

Right page:
Kabuki high dresser in brown.



KC
57

KABUKI



Shown here:
Kabuki bed, night tables
and high dresser in brown.

KC
59




KAWAYAN



Named after the Filipino word for bamboo, the Kawayan collection showcases the beauty of this perennial plant by framing it in dark hues of solid timber.

Shown here:
Kawayan buffet cabinet,
cabinet and armchair
in dark brown.



KAWAYAN



Bamboo and dark hues of solid timber.

Shown here:
Kawayan entertainment console
and bookshelf in dark brown.



KC
63

LA LUNA



The La Luna is our classic masterpiece in the art of weaving. Formed from a shell of rattan core and jute, the chair is packed with foam and woven using rattan strips.

The highlight of the piece can be found along the ridge of the arms and backrest, where two different weaves, inside and out, seamlessly merge.

Shown here:
La Luna easy armchair in brown.



LA LUNA



Shell of rattan core and jute, chair is packed with foam and woven in rattan strips.

Left page:
La Luna easy armchair and ottoman in ash.

Right page:
Luna occasional tables in ash.



KC
67

LINK



An outdoor modular seating collection that draws its inspiration from modern architecture, Link introduces sophistication to any space.

Made of polyethylene and aluminum.

Shown here:
Link easy chairs,
easy armchairs, coffee
and end tables in brown.



KC
69



LINK



Made of polyethylene
and aluminum.

Left page:
Link easy armchair,
easy chair, coffee and
end tables in whiteash.

Right page:
Link easy chair between
two easy armchairs.



KC
71



LINK



Left page:
Link bar table in whitewash.

Right page:
Various sizes of the link bar tables
allow nesting ot maximize storage.



KC
73

LOLAH



Created using traditional boat-building techniques, the Lolah is constructed of thin rattan strips cut with planer knives and fastened over a light rattan frame.

Presented with the 2005 Design for Asia Award – Asia's highest award for design – Lolah entices the sitter with its sensuous form, economy of material and structural beauty.

Shown here:
The Lolah easy armchair,
sofa and oval coffee table in brown.



LOLAH



Left page:
Lolah easy armchairs and oval coffee
table in brown, outdoor version in
polyethylene and aluminum.

Right page:
Lolah easy armchair in whitewash.



KC
77



LOLAH



Made of rattan.
Outdoor version
in polyethylene
and aluminum.

Left page:
Lolah capsule
two-seater
in whitewash

Right page:
Lolah capsule
in brown.



LOLAH



Shown here:
Lolah bar cabinet
in dark brown.

KC
81



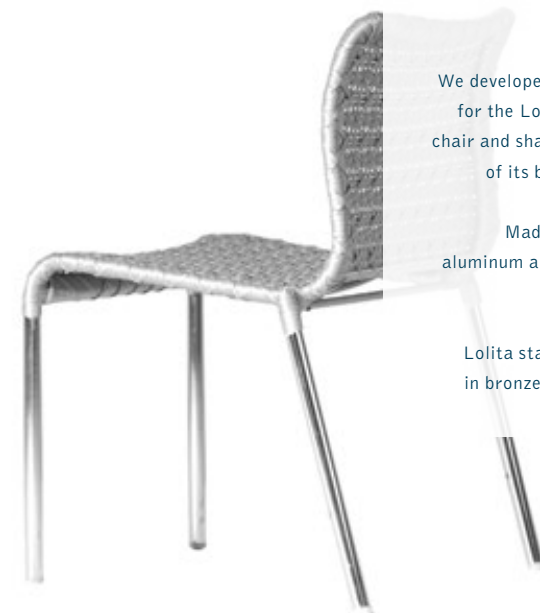
LOLAH



Shown here:
Lolah buffet cabinet in dark brown.



KC
83



LOLITA



We developed a unique weave for the Lolita stacking side chair and shaped the contours of its back to hug yours.

Made of polyethylene, aluminum and stainless steel.

Shown here:
Lolita stacking side chairs
in bronze, white and silver.



KC
85

MANOLO



Inspired by the seductive curves of a woman's sandal, Manolo's sinuous lines channel a sensuality not unlike that of a come-hither prance.

Manolo is created of rattan vines hand-tied over a steel frame and bound with rattan strips. Outdoor version in polyethylene and steel.

Shown here:
Manolo club chairs,
dining table and console table in brown.



MATILDA



The Matilda relies on a minimal skeletal rattan frame and thick rattan strips to create a strong, tight structure that applies the same principle as a woven basket.

Its robust contours constitute a handsome counterpoint in an outdoor setting. Outdoor version in polyethylene and steel.

Shown here:
Matilda sofa, easy armchairs
and coffee table in brown.



KC
89

MATILDA



Outdoor version in
polyethylene and steel.

Shown here:
Matilda easy chair,
easy armchair, sofa,
coffee table and end table
in whitewash.



KC
91



MATILDA



Left page:
Matilda square end table
and chaise lounge in brown.
Outdoor version in
polyethylene and steel.



Right page:
Matilda square end table
and rectangular coffee table.
Indoor version features
laminated leather, wood and rattan.



KC
93



MERMAID

From the imagination of alluring mythology emerges the voluptuous and runway-ready Mermaid.

With a proportionately balanced body type and adjustable reclining back, this outdoor chaise lounge offers endless hours of relaxation with contours handwoven with polyethylene over a lightweight powder-coated aluminum frame.

Shown here:
Mermaid chaise lounge and
end table in silver.

Designed for
KENNETHCOBONPUE
by Peter Hertel and
Sebastian Klarhoefer





KC
95

NOODLE

A creation of rattan vines bent in fluid lines that derive from random doodling, Noodle evokes the excitement inherent in the accidents that drive the imagination.

Made of rattan and steel.

Shown here:
Noodle sofa,
loveseat on platform,
easy armchair on platform,
coffee table in brown and
easy armchair in pale gray.





KC
97



NOODLE



Left page:
Detail of Noodle
easy armchair in pale
gray and easy armchair
on platform in brown.

Right page:
Noodle 1 ½ seater and
end table in brown.



KC
99

NOODLE



Outdoor version in polyethylene
and stainless steel are available
in bronze or pale gray.

Shown here:
Noodle armchairs in lime green.



KC
101

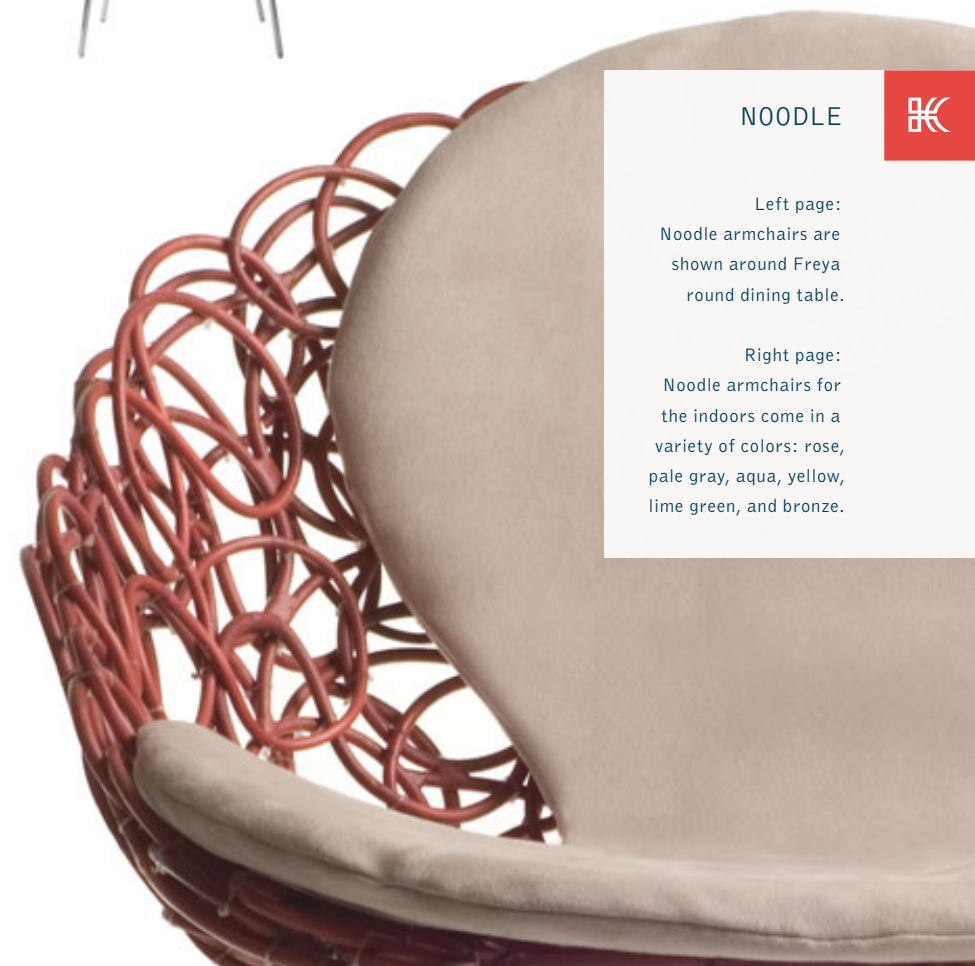


NOODLE



Left page:
Noodle armchairs are
shown around Freya
round dining table.

Right page:
Noodle armchairs for
the indoors come in a
variety of colors: rose,
pale gray, aqua, yellow,
lime green, and bronze.





KC
103

OASIS



Sink into a soft oasis of comfort.

Inspired by the natural beauty of the tulip,
Oasis is created using polyethylene
and aluminum.

Shown here:
Oasis loveseat, lounge chair
and end table in whitewash.



KC
105

OASIS



Made of polyethylene
and aluminum.

Shown here:
Oasis lounge chair,
end table and loveseat
in whitewash.



KC
107



OASIS



Made of polyethylene
and aluminum.

Left page:
Oasis loveseat, loveseat
ottoman, end table and
lounge in whitewash.

Right page:
Oasis easy armchair,
lounge chair in whitewash
and loveseat in brown.





KC
109



OPERETTA

Strands of polyethylene tied with translucent nylon over a steel frame.

Left page:
Inspired by the simple but grand architecture of concert halls, the Operetta pet lounge will house your pet in style.

VOYAGE

The Voyage pet bed is made of polyethylene, nylon and steel.

Right page:
Sleep, we believe, is a restful journey to a world of dreams. Your furry friend can now sleep in his own Voyage pet bed reminiscent of papyrus and reed boats.





KC
111

PARCHMENT



The Parchment Collection visually demonstrates fine layers of wood bearing a resemblance to pages of an archaic manuscript.

Through a natural warping process, the dramatic sculptural top rests upon a contemporary steel base.

Shown here:
Parchment dining table and detail.



PARCHMENT



Left page:
Parchment dresser
in natural walnut.

Right page:
Parchment buffet cabinet regular
in natural walnut.

Middle:
Parchment buffet cabinet large
in natural walnut.



KC
115



PEBBLE



Tabletops echo shapes found in nature.

Arrange the Pebble tables to mimic stepping stones in a riverbed, a forest canopy – or simply situate these slender masterpieces throughout the living room.

Shown here:
Various Pebble coffee and end tables in natural macassar and black. Also offered in natural walnut



PIGALLE



The inspiration behind Pigalle stems from a classic source: the very contours of a woman's body.

Strands of abaca rope are individually hand-tied with more than 3000 knots over a hand-sculpted steel frame.

Outdoor version in polyethylene and steel.



KC
119

PIGALLE



Made of polyethylene and steel.
Pigalle easy armchair in brown
for the outdoors.

Indoor version in abaca and steel.



KC
121



PIGALLE




Left page:
Pigalle easy armchair in brown.

Right page:
Pigalle loveseat in natural and
brown with an optional seat pad.





KC
123



PIGALLE



Made of abaca and steel
in natural or brown.
Outdoor version in
polyethylene and steel.

Left page:
Pigalle barstools in brown.

Right page:
Pigalle rectangular dining
table in natural and square
dining table in brown.



PIROUETTE



Embellished in the contours
traced by a dancer's twirl in midair,
Pirouette is a delight to behold.

Festive spirals etched
on white cylinders provide
a charming collection
for the fanciful of mind
and the child at heart.

Left page:
Pirouette coffee table in white.

Right page:
Pirouette end table medium
and small in white.



KC
127

RAPUNZEL



Settle into Rapunzel and let a story emerge from beneath the fine wool braids or escape from the castle to the outdoors using acrylic fabric. Thick hand-coiled upholstered foam curves over a steel frame.

Available for both indoor and outdoor.

Shown here:
Indoor version of the
Rapunzel easy armchairs in plum
and loveseat in charcoal with
Triage end tables in natural oak.

KC
129



RAPUNZEL



Left page:
Rapunzel easy armchair
outdoor in yellow.

The piece comes with
an outdoor cover.

Right page:
Rapunzel easy armchair
and ottoman outdoor
in pale gray and
indoor loveseat in charcoal.





RETASO



Retaso was born from a child's game of stacking sticks. The design consciously eludes waste and shuns excess.

Constructed of small pieces of wood fastened with dowels, the finished pieces in this collection are at once lightweight and sturdy.

Shown here:
Retaso rectangular dining table.



STITCHES



Made of leather and
plywood, on castors.
Finished in brown.

Left page:
Stitches coffee table in
various configurations.

Right page:
Stitches drum table
with detail.

KC
135



SUZY WONG



The woven panels create a feeling of intimacy as you and your guests indulge in conversation or tea.

The Suzy Wong collection is made of natural materials: abaca, rattan and maple or lampakanai, rattan and walnut.



KC
137



SUZY WONG



Left page:
Suzy Wong highback
easy armchairs in
neutral walnut.

Right page:
Suzy Wong highback sofa
in dark brown maple.



SUZY WONG



Left page:
Suzy Wong lowback easy armchair,
lowback sofa in dark brown maple
and Nobu square coffee table.

Right page:
Suzy Wong lowback easy armchair
and lowback loveseat in natural walnut.





SUZY WONG



Giant screens from the Orient wrap
and veil you from the outside world.
The woven panels create
a feeling of intimacy.

Shown here:
Suzy Wong bed and night tables
in dark brown maple.

KC
143



SUZY WONG



Woven panels inspired by screens from the Orient serve as walls for this cabinet. The fine weave allows light and air to filter through to create a feeling of transparency and mystery.

Shown here:
Suzy Wong cabinet in dark brown maple.

KC
145



SUZY WONG



Left page:
Suzy Wong buffet cabinet
in dark brown maple.

Right page:
Suzy Wong entertainment console
in dark brown maple.





KC
147

TILT



The Tilt chair is handmade in our workshops to very precise standards by our best wood craftsmen.

The pieces are individually cut, sanded and joined at different angles to create a work of art that celebrates masterful joinery. Tilt pays homage to the centuries-old tradition of woodworking.

Shown here:
Tilt easy armchair in natural walnut.



KC
149



TILT



Left page:
Tilt sofa in natural walnut.

Right page:
Tilt easy armchair in
natural walnut from
various angles.



KC
151

VOYAGE



We believe that whenever we fall asleep at night, we journey to a world of dreams. What better way to travel than in a bed reminiscent of papyrus and reed boats?

The Voyage is made of buri, abaca and steel or abaca, nylon and steel.

Shown here:
Voyage bed in brown.



KC
153



VOYAGE



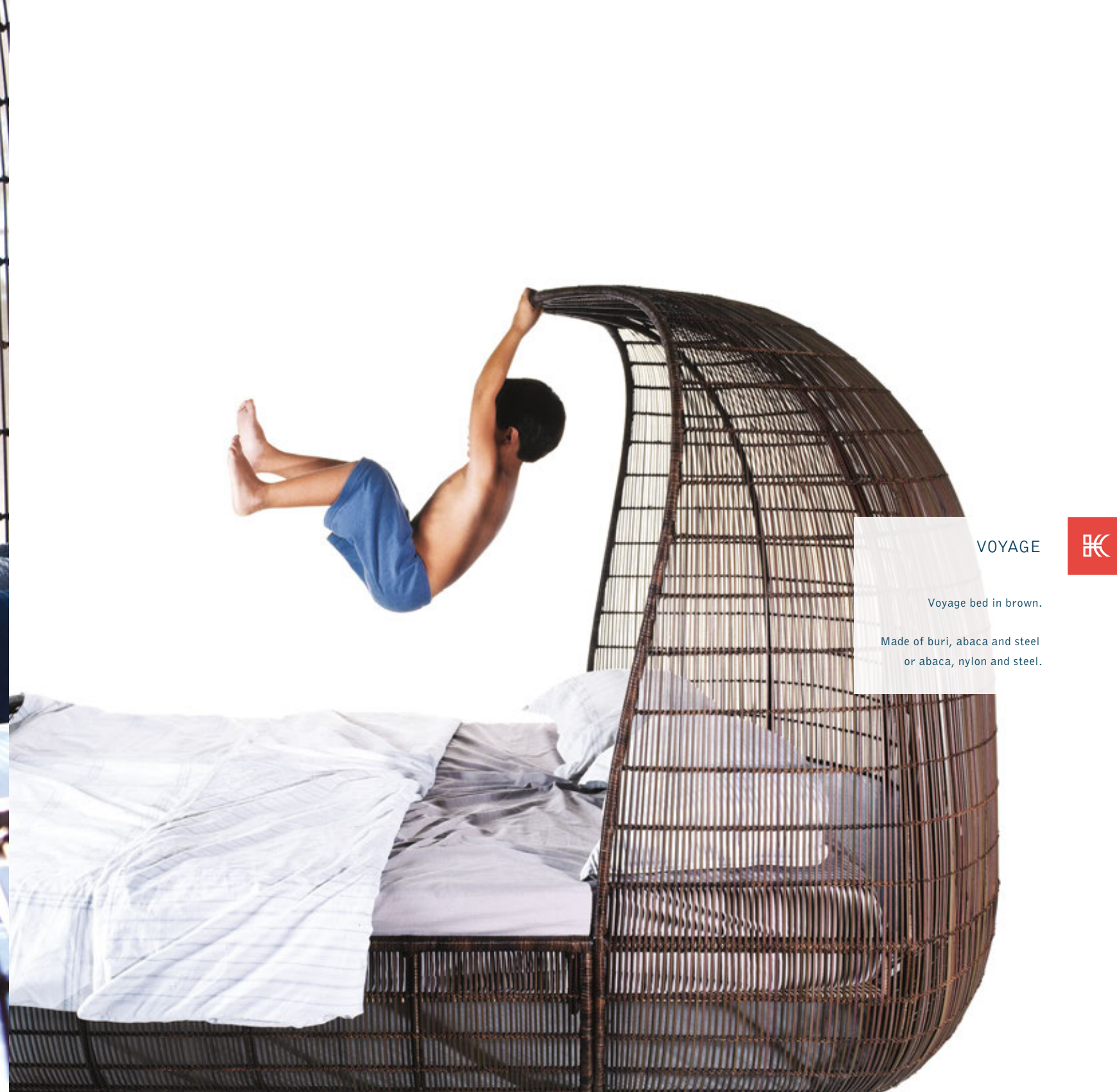
Made of buri, abaca and steel
or abaca, nylon and steel.

Left page:
Le Petit Voyage bed in brown.

Right page:
Voyage bed in brown.



KC
155



VOYAGE

Voyage bed in brown.

Made of buri, abaca and steel
or abaca, nylon and steel.





KC
157

VOYAGE



Made of polyethylene
and steel.

Shown here:
Voyage daybed in brown,
Croissant end table
and Lulu club chair.



KC
159

WAVE




Wooden elements arranged in the likeness of an ocean current, Wave is as much a sculpture as it is a table.

Fashioned from solid walnut, ash or maple, its rhythmic sculptural form captures the undulation of the salty sea.

Shown here:
Wave dining table in natural walnut with Retaso sidechairs in dark brown maple with walnut.



KC
161



WAVE



Left page:
Wave dining table in
natural walnut with
Annika armchairs and
side chairs in brown.

Right page:
Wave dining table detail
in natural walnut.



The Yin & Yang incarnates a fusion of opposing elements: geometric with organic, pliable rattan with rigid steel and solid form with transparent volume.

This first design in the KC collection is destined to be a classic

Shown here:
Yin & Yang L-sofa and sofa in brown with Nobu coffee tables in brown.



KC
165

YIN & YANG



Made of rattan and steel.

Shown here:
Yin and Yang L-sofa and sofa in brown.



KC
167



YIN & YANG

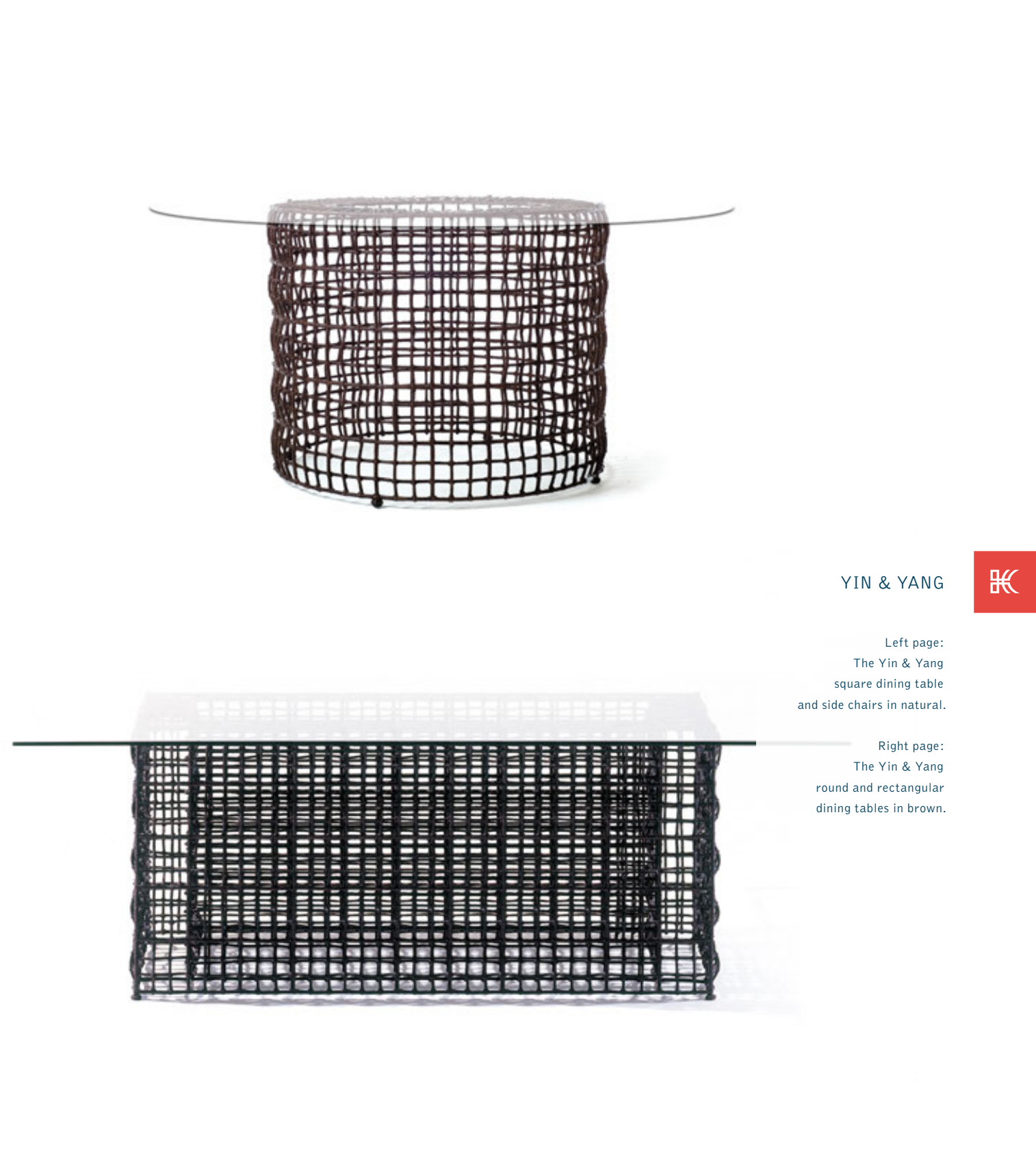


Left page:
Yin & Yang easy armchair in brown.

Right page:
Yin & Yang easy armchair in natural.



KC
169



YIN & YANG



Left page:
The Yin & Yang
square dining table
and side chairs in natural.

Right page:
The Yin & Yang
round and rectangular
dining tables in brown.



KC
171



YIN & YANG



Left page:
Yin and Yang bed with
Dimsum coffee tables 60.

Right page:
Yin and Yang bed with night tables.





KC
173

YODA



Tapping the natural tension of the rattan vine, the Yoda supports your back and offers comfort concealed in the seeming randomness of the material.

Shown here:
Various configurations of
Yoda sofa sections with
coffee and end tables in natural.



KC
175



YODA



Rattan vines span
a skeletal steel frame.

Left page:
Yoda coffee table detail
in natural.

Right page:
Various configurations of the
Yoda sofa sections in natural.



KC
177



YODA



Left page:
Yoda easy chair in
lime green for the indoors.

Right page:
Yoda easy chair in
bright red and natural
for the indoors.



KC
179

YODA



The rattan vines grow from the seat like tall grass in a field on a summer's day, transforming your living space into a garden.

Shown here:
Yoda side chairs in black.



KC
181



YODA



Left page:
Yoda barstools
with Link bar table.


Right page:
Yoda barstools
in natural, bronze,
bright red
and lime green.



dark brown



ash



brown



charcoal



natural walnut




natural




plum



macassar



whitewash




sand




natural oak



bronze




pale gray



black



silver



white



muted red




bright red



lime green



moss green



yellow



aqua



rose



OUTDOOR COLORS ☀

Due to the printing process,
colors and finishes shown
may differ slightly from
the actual product.



brown



pale gray



bronze




silver



natural




yellow




white



bright red



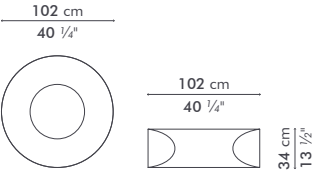
whitewash



black

AMAYA

COFFEE TABLE



MATERIALS

Indoor: abaca and steel
Outdoor: polyethylene and steel

INDOOR

Weight 17.5 kg / 39 lbs
Volume 0.40 m³

OUTDOOR

Weight 18.5 kg / 41 lbs
Volume 0.38 m³

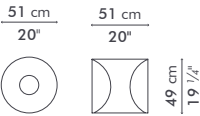
STANDARD GLASS

102 cm Ø x 12 mm thk
(40 ¾" Ø x 1/2" thk), pencil edge

COLORS / FINISHES

Indoor: brown
Outdoor: brown, bronze

END TABLE



MATERIALS

Indoor: abaca and steel
Outdoor: polyethylene and steel

INDOOR

Weight 9 kg / 20 lbs
Volume 0.15 m³

OUTDOOR

Weight 10 kg / 22 lbs
Volume 0.14 m³

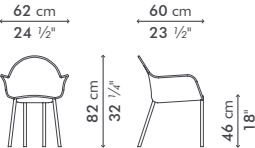
STANDARD GLASS

51 cm Ø x 10 mm thk
(20" Ø x 3/8" thk), pencil edge

COLORS / FINISHES

Indoor: brown
Outdoor: brown, bronze

ARMCHAIR



MATERIALS

Outdoor: polyethylene, aluminum
and stainless steel

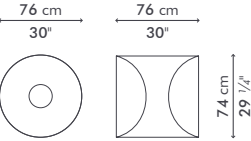
OUTDOOR

Weight 5.5 kg / 12 lbs
Volume 0.39 m³ (2 pcs in a box)

COLORS / FINISHES

Outdoor: brown, bronze, silver

DINING TABLE large



MATERIALS

Indoor: abaca and steel
Outdoor: polyethylene and steel

INDOOR

Weight 21.5 kg / 48 lbs
Volume 0.47 m³

OUTDOOR

Weight 22.5 kg / 50 lbs
Volume 0.46 m³

STANDARD GLASS

137 cm Ø x 12 mm thk
(54" Ø x 1/2" thk), pencil edge

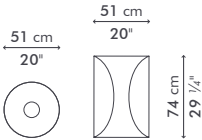
COLORS / FINISHES

Indoor: brown
Outdoor: brown, bronze



AMAYA

DINING TABLE regular



MATERIALS

Indoor: abaca and steel
Outdoor: polyethylene and steel

INDOOR

Weight	13.5 kg / 30 lbs
Volume	0.22 m³

OUTDOOR

Weight	14.5 kg / 32 lbs
Volume	0.21 m³

STANDARD GLASS

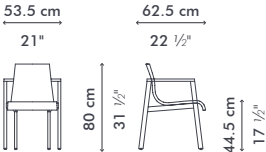
122 cm Ø x 12 mm thk
(48" Ø x 1/2" thk), pencil edge

COLORS / FINISHES

Indoor: brown
Outdoor: brown, bronze

ANNIKA

ARMCHAIR



MATERIALS

Indoor: maple and polyester fabric

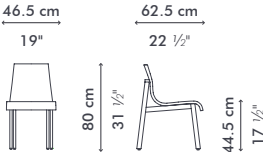
INDOOR

Weight	7 kg / 15 lbs
Volume	0.36 m³

COLORS / FINISHES

Indoor: brown, dark brown

SIDE CHAIR



MATERIALS

Indoor: maple and polyester fabric

INDOOR

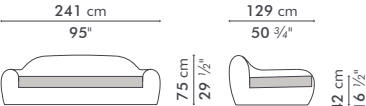
Weight	6 kg / 13 lbs
Volume	0.33 m³ (2 pcs. in a box)

COLORS / FINISHES

Indoor: brown, dark brown

BALOU

DAYBED



MATERIALS

Outdoor: polyethylene, nylon and steel

OUTDOOR

Weight	49 kg / 108 lbs
Volume	2.60 m³

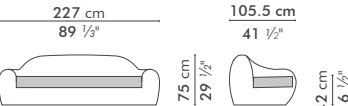
FABRIC REQUIREMENTS

seat:	3.90 m / 4.30 yds
pillows:	3pcs 51 x 51 cm / 20" x 20"
	1.80 m / 1.95 yds
	2pcs 46 x 46 cm / 18" x 18"
	1.10 m / 1.20 yds
	3pcs 49 x 33 cm / 19" x 13"
	1.20 m / 1.30 yds

COLORS / FINISHES

Outdoor: natural, brown

SOFA



MATERIALS

Indoor: abaca, rattan, nylon and steel
Outdoor: polyethylene, nylon and steel

INDOOR

Weight	29.5 kg / 12 lbs
Volume	2.07 m³

OUTDOOR

Weight	44 kg / 97 lbs
Volume	2.02 m³

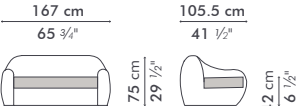
FABRIC REQUIREMENTS

seat:	3.65 m / 4.10 yds
pillows:	4pcs 51 x 51 cm / 20" x 20"
	1.80 m / 1.95 yds
	3pcs 49 x 33 cm / 19" x 13"
	1.20 m / 1.30 yds

COLORS / FINISHES

Indoor: natural, brown
Outdoor: natural, brown

LOVESEAT



MATERIALS

Indoor: abaca, rattan, nylon and steel
Outdoor: polyethylene, nylon and steel

INDOOR

Weight	24 kg / 53 lbs
Volume	1.54 m³

OUTDOOR

Weight	25 kg / 55 lbs
Volume	1.49 m³

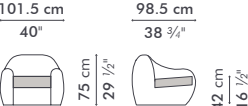
FABRIC REQUIREMENTS

seat:	2.80 m / 3.10 yds
pillows:	2pcs 49 x 33 cm / 19" x 13"
	1.20 m / 1.30 yds

COLORS / FINISHES

Indoor: natural, brown
Outdoor: natural, brown

EASY ARMCHAIR



MATERIALS

Indoor: abaca, rattan, nylon and steel
Outdoor: polyethylene, nylon and steel

INDOOR

Weight	17 kg / 38 lbs
Volume	0.91 m³

OUTDOOR

Weight	19.5 kg / 43 lbs
Volume	0.88 m³

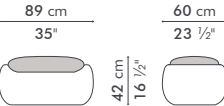
FABRIC REQUIREMENTS

seat:	1.65 m / 1.80 yds
pillows:	1pc 49 x 33 cm / 19" x 13"
	0.60 m / 0.65 yds

COLORS / FINISHES

Indoor: natural, brown
Outdoor: natural, brown

OTTOMAN



MATERIALS

Indoor: abaca, rattan, nylon and steel
Outdoor: polyethylene, nylon and steel

INDOOR

Weight	11 kg / 24 lbs
Volume	0.25 m³

OUTDOOR

Weight	13.5 kg / 30 lbs
Volume	0.24 m³

FABRIC REQUIREMENTS

seat:	0.95 m / 1.05 yds
-------	-------------------

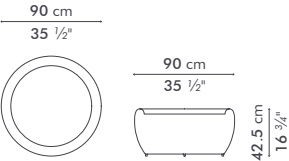
COLORS / FINISHES

Indoor: natural, brown
Outdoor: natural, brown



BALOU

COFFEE TABLE medium



MATERIALS

Indoor: abaca, rattan, nylon and steel
Outdoor: polyethylene, nylon and steel

INDOOR

Weight 10 kg / 22 lbs
Volume 0.38 m³

OUTDOOR

Weight 10.5 kg / 23 lbs
Volume 0.36 m³

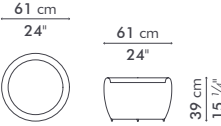
STANDARD GLASS

69.5 cm Ø x 10 mm thk
(27 3/4" Ø x 3/8" thk), frosted, swiped edge

COLORS / FINISHES

Indoor: natural, brown
Outdoor: natural, brown

COFFEE TABLE small



MATERIALS

Indoor: abaca, rattan, nylon and steel
Outdoor: polyethylene, nylon and steel

INDOOR

Weight 6.5 kg / 14 lbs
Volume 0.17 m³

OUTDOOR

Weight 7 kg / 15 lbs
Volume 0.16 m³

STANDARD GLASS

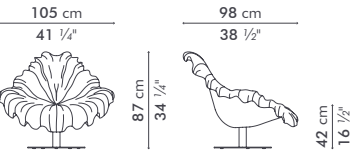
44.5 cm Ø x 6 mm thk
(17 1/2" Ø x 1/4" thk), frosted, swiped edge

COLORS / FINISHES

Indoor: natural, brown
Outdoor: natural, brown

BLOOM

EASY ARMCHAIR



MATERIALS

Indoor: microfiber, fiberglass reinforced polymer and steel

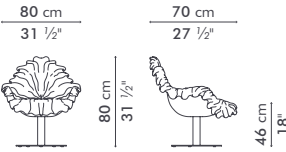
INDOOR

Weight 22.5 kg / 50 lbs
Volume 1.33 m³

COLORS / FINISHES

Indoor: moss green, lime green, yellow, muted red, black

CLUB CHAIR



MATERIALS

Indoor: microfiber, fiberglass reinforced polymer and steel

INDOOR

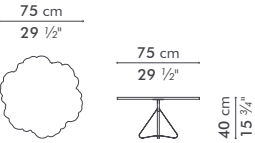
Weight 13.5 kg / 30 lbs
Volume 0.71 m³

COLORS / FINISHES

Indoor: moss green, lime green, yellow, muted red, black

BOUQUET

COFFEE TABLE



MATERIALS

Indoor: fiberglass reinforced polymer and stainless steel

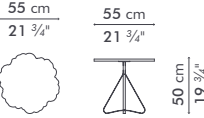
INDOOR

Weight 7 kg / 15 lbs
Volume 0.12 m³ (2 boxes)

COLORS / FINISHES

Indoor: black, white

END TABLE



MATERIALS

Indoor: fiberglass reinforced polymer and stainless steel

INDOOR

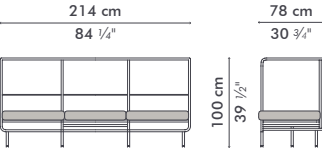
Weight 5 kg / 11 lbs
Volume 0.09 m³ (2 boxes)

COLORS / FINISHES

Indoor: black, white

CABARET

SOFA high back



MATERIALS

Indoor: polyester fabric, urethane foam and stainless steel
Outdoor: acrylic fabric, reticulated foam and stainless steel

INDOOR

Weight 43 kg / 95 lbs
Volume 1.87 m³

OUTDOOR

Weight 43 kg / 95 lbs
Volume 1.87 m³

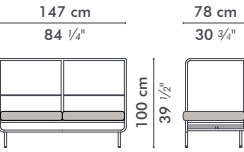
FABRIC REQUIREMENTS

seat: 5.80 m / 6.45 yds
pillows: 2pcs 49 x 33 cm / 19" x 13"
1.20 m / 1.30 yds
2pcs 43 x 43 cm / 17" x 17"
1.00 m / 1.09 yds

COLORS / FINISHES

Indoor: charcoal, plum, sand
Outdoor: yellow, silver, pale gray

LOVESEAT high back



MATERIALS

Indoor: polyester fabric, urethane foam and stainless steel
Outdoor: acrylic fabric, reticulated foam and stainless steel

INDOOR

Weight 32.5 kg / 72 lbs
Volume 1.32 m³

OUTDOOR

Weight 32.5 kg / 72 lbs
Volume 1.32 m³

FABRIC REQUIREMENTS

seat: 4.40 m / 4.90 yds
pillows: 2pcs 49 x 33 cm / 19" x 13"
1.20 m / 1.30 yds
2pcs 43 x 43 cm / 17" x 17"
1.00 m / 1.09 yds

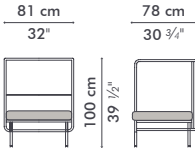
COLORS / FINISHES

Indoor: charcoal, plum, sand
Outdoor: yellow, silver, pale gray



CABARET

LOUNGE CHAIR



MATERIALS

Indoor: polyester fabric, urethane foam and stainless steel

Outdoor: acrylic fabric, reticulated foam and stainless steel

INDOOR

Weight	21 kg / 46 lbs
Volume	0.71 m³

OUTDOOR

Weight	21 kg / 46 lbs
Volume	0.71 m³

FABRIC REQUIREMENTS

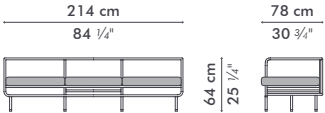
seat:	2.30 m / 2.60 yds
pillows:	1pc 49 x 33 cm / 19" x 13"
	0.60 m / 0.65 yds

COLORS / FINISHES

Indoor: charcoal, plum, sand

Outdoor: yellow, silver, pale gray

SOFA low back



MATERIALS

Indoor: polyester fabric, urethane foam and stainless steel

Outdoor: acrylic fabric, reticulated foam and stainless steel

INDOOR

Weight	39 kg / 86 lbs
Volume	1.22 m³

OUTDOOR

Weight	39 kg / 86 lbs
Volume	1.22 m³

FABRIC REQUIREMENTS

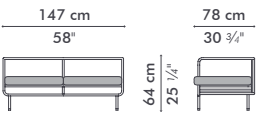
seat:	5.80 m / 6.45 yds
pillows:	2pcs 49 x 33 cm / 19" x 13"
	1.20 m / 1.30 yds
	2pcs 43 x 43 cm / 17" x 17"
	1.00 m / 1.09 yds

COLORS / FINISHES

Indoor: charcoal, plum, sand

Outdoor: yellow, silver, pale gray

LOVESEAT low back



MATERIALS

Indoor: polyester fabric, urethane foam and stainless steel

Outdoor: acrylic fabric, reticulated foam and stainless steel

INDOOR

Weight	29 kg / 64 lbs
Volume	0.86 m³

OUTDOOR

Weight	29 kg / 64 lbs
Volume	0.86 m³

FABRIC REQUIREMENTS

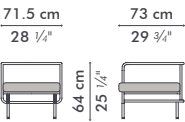
seat:	4.40 m / 4.90 yds
pillows:	2pcs 49 x 33 cm / 19" x 13"
	1.20 m / 1.30 yds
	2pcs 43 x 43 cm / 17" x 17"
	1.00 m / 1.09 yds

COLORS / FINISHES

Indoor: charcoal, plum, sand

Outdoor: yellow, silver, pale gray

EASY ARMCHAIR



MATERIALS

Indoor: polyester fabric, urethane foam and stainless steel

Outdoor: acrylic fabric, reticulated foam and stainless steel

INDOOR

Weight	16 kg / 35 lbs
Volume	0.38 m³

OUTDOOR

Weight	16 kg / 35 lbs
Volume	0.38 m³

FABRIC REQUIREMENTS

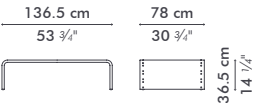
seat:	2.10 m / 2.35 yds
-------	-------------------

COLORS / FINISHES

Indoor: charcoal, plum, sand

Outdoor: yellow, silver, pale gray

COFFEE TABLE regular



MATERIALS

Indoor: fiberglass reinforced polymer, polyester fabric and reticulated foam

Outdoor: fiberglass reinforced polymer, acrylic fabric and reticulated foam

INDOOR

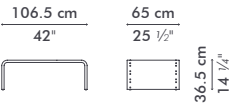
Weight	20 kg / 44 lbs
Volume	0.49 m³

COLORS / FINISHES

Indoor: charcoal, plum, sand

Outdoor: yellow, silver, pale gray

COFFEE TABLE small



MATERIALS

Indoor: fiberglass reinforced polymer, polyester fabric and reticulated foam

Outdoor: fiberglass reinforced polymer, acrylic fabric and reticulated foam

INDOOR

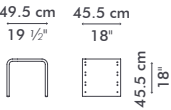
Weight	18 kg / 40 lbs
Volume	0.30 m³

COLORS / FINISHES

Indoor: charcoal, plum, sand

Outdoor: yellow, silver, pale gray

END TABLE small



MATERIALS

Indoor: fiberglass reinforced polymer, polyester fabric and reticulated foam

Outdoor: fiberglass reinforced polymer, acrylic fabric and reticulated foam

INDOOR

Weight	8 kg / 18 lbs
Volume	0.14 m³

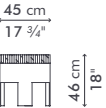
COLORS / FINISHES

Indoor: charcoal, plum, sand

Outdoor: yellow, silver, pale gray

CHIQUITA

STOOL



MATERIALS

Indoor: rattan, polyurethane foam and steel

INDOOR

Weight	15 kg / 33 lbs
Volume	0.14 m³

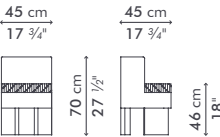
COLORS / FINISHES

Indoor: black, muted red, silver



CHIQUITA

STOOL WITH BACKREST



MATERIALS

Indoor: rattan, reconstituted leather,
urethane foam and steel

INDOOR

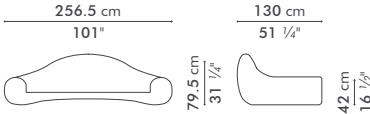
Weight	19.5 kg / 43 lbs
Volume	0.19 m³

COLORS / FINISHES

Indoor: brown

CROISSANT

SOFA



MATERIALS

Indoor: abaca or buri, nylon and steel
Outdoor: polyethylene, nylon and steel

INDOOR

Weight	48 kg / 106 lbs
Volume	3.53 m³

OUTDOOR

Weight	55 kg / 121 lbs
Volume	3.41 m³

FABRIC REQUIREMENTS

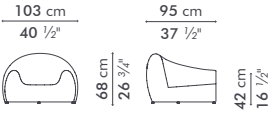
seat:	4.00 m / 4.45 yds
pillows:	2pcs 56 x 56 cm / 22" x 22"
	1.30 m / 1.40 yds
3pcs	46 x 46 cm / 18" x 18"
	1.65 m / 1.80 yds
2pcs	46 x 36 cm / 18" x 14"
	1.10 m / 1.20 yds

COLORS / FINISHES

Indoor: brown

Outdoor: brown, whitewash

EASY ARMCHAIR



MATERIALS

Indoor: abaca or buri, nylon and steel
Outdoor: polyethylene, nylon and steel

INDOOR

Weight	14.5 kg / 32 lbs
Volume	0.79 m³

OUTDOOR

Weight	17.5 kg / 39 lbs
Volume	0.76 m³

FABRIC REQUIREMENTS

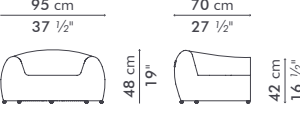
seat:	1.60 m / 1.80 yds
pillows:	1pc 46 x 46 cm / 18" x 18"
	0.55 m / 0.60 yds

COLORS / FINISHES

Indoor: brown

Outdoor: brown, whitewash

OTTOMAN



MATERIALS

Indoor: abaca or buri, nylon and steel
Outdoor: polyethylene, nylon and steel

INDOOR

Weight	12.5 kg / 28 lbs
Volume	0.36 m³

OUTDOOR

Weight	13.5 kg / 30 lbs
Volume	0.35 m³

FABRIC REQUIREMENTS

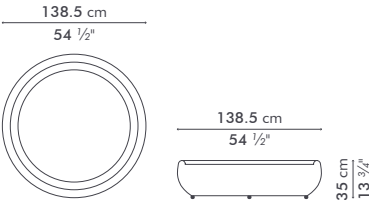
seat:	1.20 m / 1.30 yds
-------	-------------------

COLORS / FINISHES

Indoor: brown

Outdoor: brown, whitewash

COFFEE TABLE large



MATERIALS

Indoor: abaca or buri, nylon and steel
Outdoor: polyethylene, nylon and steel

INDOOR

Weight	17.5 kg / 39 lbs
Volume	0.76 m³

OUTDOOR

Weight	20 kg / 44 lbs
Volume	0.73 m³

STANDARD GLASS

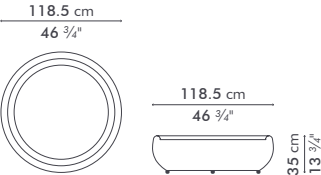
119.5 cm Ø x 10 mm thk
(47" Ø x 3/8" thk), frosted, swiped edge

COLORS / FINISHES

Indoor: brown

Outdoor: brown, whitewash

COFFEE TABLE medium



MATERIALS

Indoor: abaca or buri, nylon and steel
Outdoor: polyethylene, nylon and steel

INDOOR

Weight	14.5 kg / 32 lbs
Volume	0.56 m³

OUTDOOR

Weight	16.5 kg / 36 lbs
Volume	0.53 m³

STANDARD GLASS

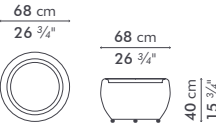
100 cm Ø x 10 mm thk
(39 1/2" Ø x 3/8" thk), frosted, swiped edge

COLORS / FINISHES

Indoor: brown

Outdoor: brown, whitewash

END TABLE



MATERIALS

Indoor: abaca or buri, nylon and steel
Outdoor: polyethylene, nylon and steel

INDOOR

Weight	6 kg / 13 lbs
Volume	0.21 m³

OUTDOOR

Weight	7.5 kg / 17 lbs
Volume	0.20 m³

STANDARD GLASS

50 cm Ø x 6 mm thk
(19 3/4" Ø x 1/4" thk), frosted, swiped edge

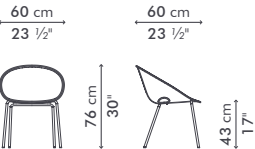
COLORS / FINISHES

Indoor: brown

Outdoor: brown, whitewash

DIMPLE

STACKING ARMCHAIR



MATERIALS

Outdoor: polyethylene, steel
and stainless steel

OUTDOOR

Weight	7.5 kg / 17 lbs
Volume	0.35 m³

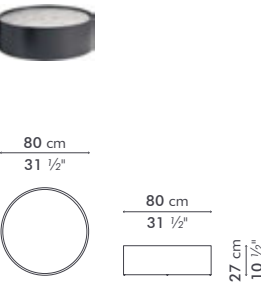
COLORS / FINISHES

Outdoor: bronze



DIMSUM

COFFEE TABLE 80



MATERIALS

Indoor: reconstituted leather, bamboo and plywood

INDOOR

Weight	9.5 kg / 21 lbs
Volume	0.23 m ³

STANDARD GLASS

75.5 cm Ø x 6 mm thk
(29 3/4" Ø x 1/4" thk), swiped edge

COLORS / FINISHES

Indoor: brown

COFFEE TABLE 60



MATERIALS

Indoor: reconstituted leather, bamboo and plywood

INDOOR

Weight	6.5 kg / 14 lbs
Volume	0.17 m ³

STANDARD GLASS

55.5 cm Ø x 6 mm thk
(21 3/4" Ø x 1/4" thk), swiped edge

COLORS / FINISHES

Indoor: brown

COFFEE TABLE 40



MATERIALS

Indoor: reconstituted leather, bamboo and plywood

INDOOR

Weight	4.5 kg / 10 lbs
Volume	0.06 m ³

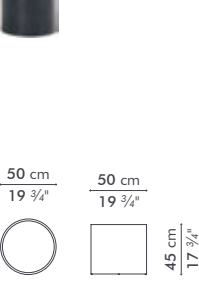
STANDARD GLASS

35.5 cm Ø x 6 mm thk
(14" Ø x 1/4" thk), swiped edge

COLORS / FINISHES

Indoor: brown

END TABLE 50



MATERIALS

Indoor: reconstituted leather, bamboo and plywood

INDOOR

Weight	5.5 kg / 12 lbs
Volume	0.18 m ³

STANDARD GLASS

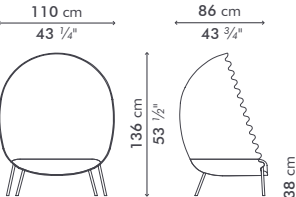
45.5 cm Ø x 6 mm thk
(18" Ø x 1/4" thk), swiped edge

COLORS / FINISHES

Indoor: brown

DRAGNET

LOUNGE CHAIR



MATERIALS

Indoor: polycotton, steel, and stainless steel

Outdoor: acrylic fabric, steel and stainless steel

INDOOR

Weight	31.5 kg / 70 lbs
Volume	1.35 m ³

OUTDOOR

Weight	31.5 kg / 70 lbs
Volume	1.35 m ³

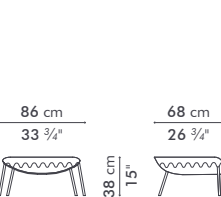
FABRIC REQUIREMENTS

seat:	1.90 m / 2.10 yds
pillows:	1pc 69 x 69 cm / 27" x 27"
	1.20 m / 1.30 yds

COLORS / FINISHES

Indoor: black, bright red
Outdoor: black, bright red

OTTOMAN



MATERIALS

Indoor: polycotton, steel, and stainless steel

Outdoor: acrylic fabric, steel and stainless steel

INDOOR

Weight	7 kg / 16 lbs
Volume	0.26 m ³

OUTDOOR

Weight	7 kg / 16 lbs
Volume	0.26 m ³

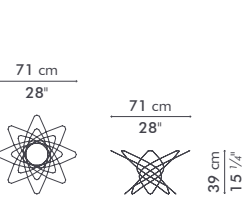
FABRIC REQUIREMENTS

seat:	2.05 m / 2.25 yds
-------	-------------------

COLORS / FINISHES

Indoor: black, bright red
Outdoor: black, bright red

COFFEE TABLE



MATERIALS

Indoor: polycotton and steel

Outdoor: acrylic fabric and steel

INDOOR

Weight	10.5 kg / 23 lbs
Volume	0.22 m ³

OUTDOOR

Weight	10.5 kg / 23 lbs
Volume	0.22 m ³

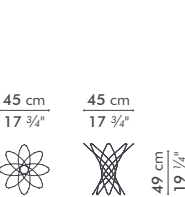
STANDARD GLASS

107 cm Ø x 10 mm thk
(42" Ø x 3/8" thk), pencil edge

COLORS / FINISHES

Indoor: black, bright red
Outdoor: black, bright red

END TABLE



MATERIALS

Indoor: polycotton and steel

Outdoor: acrylic fabric and steel

INDOOR

Weight	5.5 kg / 12 lbs
Volume	0.12 m ³

OUTDOOR

Weight	5.5 kg / 12 lbs
Volume	0.12 m ³

STANDARD GLASS

60 cm Ø x 10 mm thk
(23 1/2" Ø x 3/8" thk), pencil edge

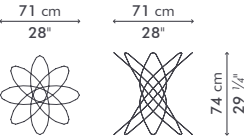
COLORS / FINISHES

Indoor: black, bright red
Outdoor: black, bright red



DRAGNET

DINING TABLE regular



MATERIALS

Indoor: polycotton and steel
Outdoor: acrylic fabric and steel

INDOOR

Weight	16 kg / 35 lbs
Volume	0.43 m³

OUTDOOR

Weight	16 kg / 35 lbs
Volume	0.43 m³

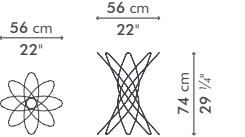
STANDARD GLASS

122 cm Ø x 12 mm thk
(48" Ø x 1/2" thk), pencil edge

COLORS / FINISHES

Indoor: bright red, black
Outdoor: bright red, black

DINING TABLE small



MATERIALS

Indoor: polycotton and steel
Outdoor: acrylic fabric and steel

INDOOR

Weight	14 kg / 31 lbs
Volume	0.27 m³

OUTDOOR

Weight	14 kg / 31 lbs
Volume	0.27 m³

STANDARD GLASS

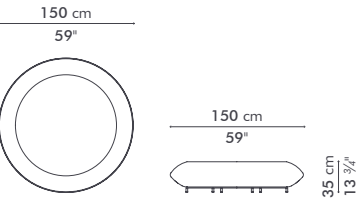
107 cm Ø x 12 mm thk
(42" Ø x 1/2" thk), pencil edge

COLORS / FINISHES

Indoor: bright red, black
Outdoor: bright red, black

DREAMCATCHER

STOOL 150



MATERIALS

Outdoor: polyethylene, nylon and steel

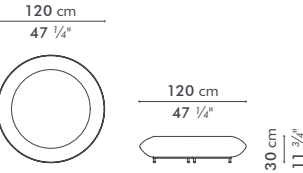
OUTDOOR

Weight	21 kg / 46 lbs
Volume	0.88 m³

COLORS / FINISHES

Outdoor: natural

STOOL 120



MATERIALS

Outdoor: polyethylene, nylon and steel

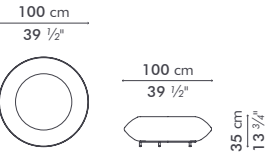
OUTDOOR

Weight	15 kg / 33 lbs
Volume	0.49 m³

COLORS / FINISHES

Outdoor: natural

STOOL 100



MATERIALS

Outdoor: polyethylene, nylon and steel

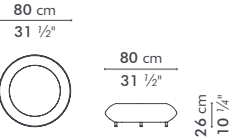
OUTDOOR

Weight	11 kg / 24 lbs
Volume	0.40 m³

COLORS / FINISHES

Outdoor: natural

STOOL 80



MATERIALS

Outdoor: polyethylene, nylon and steel

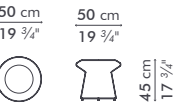
OUTDOOR

Weight	6.5 kg / 14 lbs
Volume	0.19 m³

COLORS / FINISHES

Outdoor: natural

STOOL 50



MATERIALS

Outdoor: polyethylene, nylon and steel

OUTDOOR

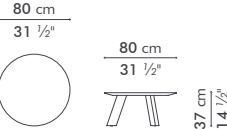
Weight	5 kg / 11 lbs
Volume	0.13 m³

COLORS / FINISHES

Outdoor: natural

FREYA

COFFEE TABLE



MATERIALS

Indoor: oak

INDOOR

Weight	12.5 kg / 28 lbs
Volume	0.14 m³

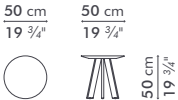
COLORS / FINISHES

Indoor: natural oak, brown, dark brown



FREYA

END TABLE



MATERIALS

Indoor: oak

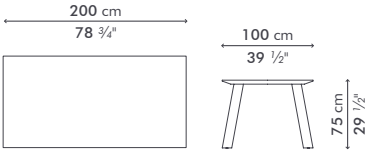
INDOOR

Weight	5 kg / 11 lbs
Volume	0.17 m ³

COLORS / FINISHES

Indoor: natural oak, brown, dark brown

DINING TABLE rectangular



MATERIALS

Indoor: oak

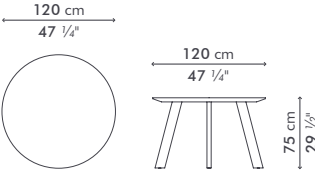
INDOOR

Weight	36 kg / 79 lbs
Volume	0.27 m ³

COLORS / FINISHES

Indoor: natural oak, brown, dark brown

DINING TABLE round regular



MATERIALS

Indoor: oak

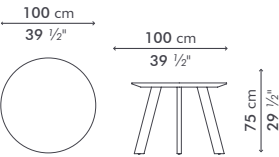
INDOOR

Weight	27.5 kg / 61 lbs
Volume	0.24 m ³

COLORS / FINISHES

Indoor: natural oak, brown, dark brown

DINING TABLE round small



MATERIALS

Indoor: oak

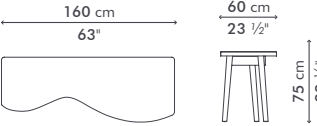
INDOOR

Weight	22 kg / 49 lbs
Volume	0.18 m ³

COLORS / FINISHES

Indoor: natural oak, brown, dark brown

WRITING DESK left



MATERIALS

Indoor: oak

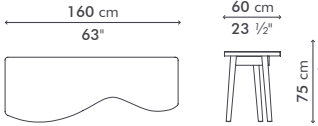
INDOOR

Weight	19.5 kg / 43 lbs
Volume	0.92 m ³

COLORS / FINISHES

Indoor: natural oak, brown, dark brown

WRITING DESK right



MATERIALS

Indoor: oak

INDOOR

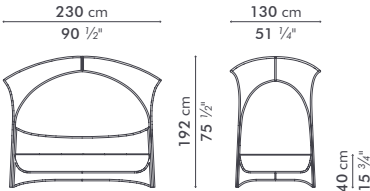
Weight	19.5 kg / 43 lbs
Volume	0.92 m ³

COLORS / FINISHES

Indoor: natural oak, brown, dark brown

HAGIA

DAYBED



MATERIALS

Outdoor: polyethylene, nylon and steel

OUTDOOR

Weight	80.5 kg / 178 lbs
Volume	4.43 m ³

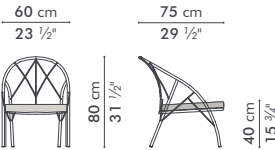
FABRIC REQUIREMENTS

seat:	5.10 m / 5.70 yds
pillows:	4pcs 56 x 56 cm / 22" x 22"
	2.60 m / 2.80 yds
	3pcs 51 x 51 cm / 20" x 20"
	1.80 m / 1.95 yds
	4pcs 49 x 33 cm / 19" x 13"
	1.80 m / 1.95 yds

COLORS / FINISHES

Outdoor: black, whitewash

EASY ARMCHAIR



MATERIALS

Outdoor: polyethylene, nylon and steel

OUTDOOR

Weight	7.5 kg / 17 lbs
Volume	0.43 m ³

FABRIC REQUIREMENTS

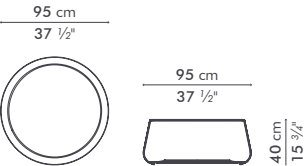
seat:	1.20 m / 1.30 yds
-------	-------------------

COLORS / FINISHES

Outdoor: black, whitewash



COFFEE TABLE



MATERIALS

Outdoor: polyethylene, nylon and steel

OUTDOOR

Weight	6.5 kg / 14 lbs
Volume	0.41 m ³

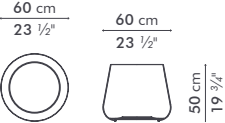
STANDARD GLASS

79 cm Ø x 10 mm thk
(31" Ø x 3/8" thk), frosted, swiped edge

COLORS / FINISHES

Outdoor: black, whitewash

END TABLE



MATERIALS

Outdoor: polyethylene, nylon and steel

OUTDOOR

Weight	4.5 kg / 10 lbs
Volume	0.21 m ³

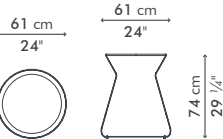
STANDARD GLASS

42.5 cm Ø x 6 mm thk
(16 3/4" Ø x 1/4" thk), frosted, swiped edge

COLORS / FINISHES

Outdoor: black, whitewash

DINING TABLE



MATERIALS

Outdoor: polyethylene, nylon and steel

OUTDOOR

Weight	10.5 kg / 23 lbs
Volume	0.35 m ³

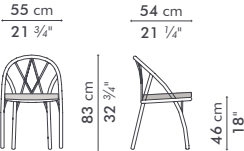
STANDARD GLASS

100 cm Ø x 12 mm thk
(39 1/2" Ø x 1/2" thk), frosted, pencil edge

COLORS / FINISHES

Outdoor: black, whitewash

SIDE CHAIR



MATERIALS

Outdoor: polyethylene, nylon and aluminum

OUTDOOR

Weight	5 kg / 11 lbs
Volume	0.35 m ³ (2 pcs in a box)

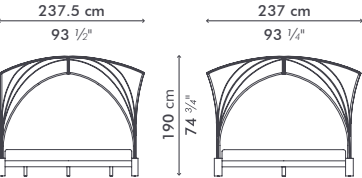
FABRIC REQUIREMENTS

seat: 0.90 m / 1.00 yds

COLORS / FINISHES

Outdoor: black, whitewash

BED american king



MATERIALS

Indoor: buri, rattan peel, nylon, steel
and oak

INDOOR

Weight	101.5 kg / 224 lbs
Volume	4.28 m ³

MATTRESS

203 cm L x 193 cm W x 20-30 cm H
(80" L x 76" W x 8-12" H)

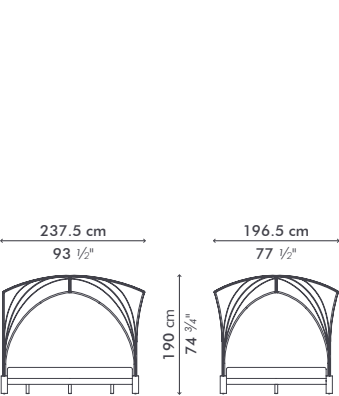
INSIDE MEASUREMENT

207 cm L x 197 cm W
(81 1/2" L x 77 1/2" W)

COLORS / FINISHES

Indoor: brown

BED american queen



MATERIALS

Indoor: buri, rattan peel, nylon, steel
and oak

INDOOR

Weight	91.5 kg / 202 lbs
Volume	3.44 m ³

MATTRESS

203 cm L x 152.5 cm W x 20-30 cm H
(80" L x 60" W x 8-12" H)

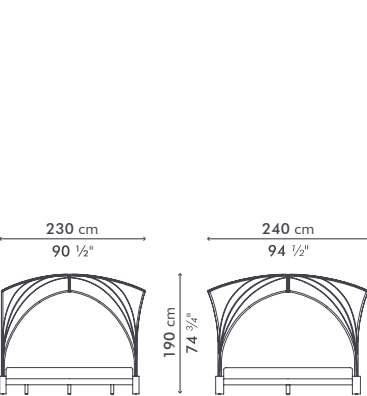
INSIDE MEASUREMENT

207 cm L x 156.5 cm W
(81 1/2" L x 61 1/2" W)

COLORS / FINISHES

Indoor: brown

BED european extra king



MATERIALS

Indoor: buri, rattan peel, nylon, steel
and oak

INDOOR

Weight	106 kg / 234 lbs
Volume	4.35 m ³

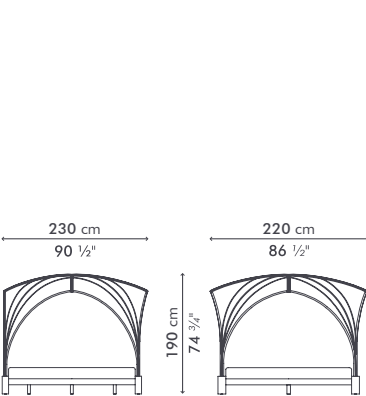
MATTRESS

200 cm L x 200 cm W x 20-30 cm H
(78 3/4" L x 78 3/4" W x 8-12" H)

COLORS / FINISHES

Indoor: brown

BED european king



MATERIALS

Indoor: buri, rattan peel, nylon, steel
and oak

INDOOR

Weight	95.5 kg / 211 lbs
Volume	3.88 m ³

MATTRESS

200 cm L x 180 cm W x 20-30 cm H
(78 3/4" L x 70 3/4" W x 8-12" H)

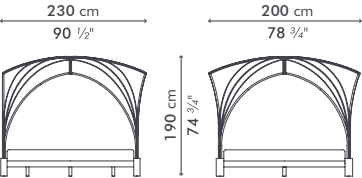
COLORS / FINISHES

Indoor: brown



HAGIA

BED european queen



MATERIALS

Indoor: buri, rattan peel, nylon, steel and oak

INDOOR

Weight 90.5 kg / 200 lbs
Volume 3.42 m³

MATTRESS

200 cm L x 160 cm W x 20-30 cm H
(78 3/4" L x 63" W x 8-12 H)

COLORS / FINISHES

Indoor: brown

NIGHT TABLE



MATERIALS

Indoor: buri, rattan peel, nylon, steel and oak

INDOOR

Weight 6.5 kg / 14 lbs
Volume 0.16 m³

COLORS / FINISHES

Indoor: brown

HARRY

ROCKING STOOL



MATERIALS

Indoor: microfiber, urethane foam, plywood and stainless steel

INDOOR

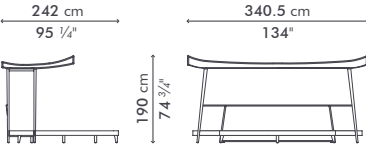
Weight 9 kg / 20 lbs
Volume 0.20 m³

COLORS / FINISHES

Indoor: black, brown, lime green, moss green, muted red, yellow

IMA

BED american king



MATERIALS

Indoor: abaca, steel, reconstituted leather and maple

INDOOR

Weight 123 kg / 271 lbs
Volume 1.99 m³ (2 boxes)

MATTRESS

203 cm L x 193 cm W x 20-30 cm H
(80" L x 76" W x 8-12" H)

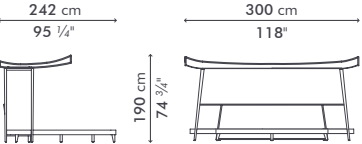
INSIDE MEASUREMENT

207 cm L x 197 cm W
(81 1/2" L x 77 1/2" W)

COLORS / FINISHES

Indoor: brown

BED american queen



MATERIALS

Indoor: abaca, steel, reconstituted leather and maple

INDOOR

Weight 114 kg / 251 lbs
Volume 1.74 m³ (2 boxes)

MATTRESS

203 cm L x 152.5 cm W x 20-30 cm H
(80" L x 60" W x 8-12" H)

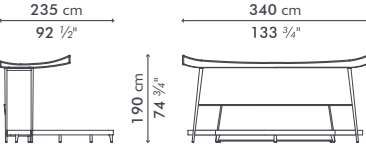
INSIDE MEASUREMENT

207 cm L x 156.5 cm W
(81 1/2" L x 61 1/2" W)

COLORS / FINISHES

Indoor: brown

BED european extra king



MATERIALS

Indoor: abaca, steel, reconstituted leather and maple

INDOOR

Weight 130 kg / 287 lbs
Volume 1.97 m³ (2 boxes)

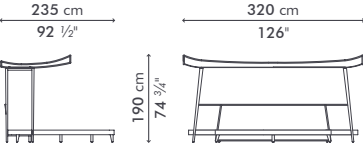
MATTRESS

200 cm L x 200 cm W x 20-30 cm H
(78 3/4" L x 78 3/4" W x 8-12" H)

COLORS / FINISHES

Indoor: brown

BED european king



MATERIALS

Indoor: abaca, steel, reconstituted leather and maple

INDOOR

Weight 117 kg / 258 lbs
Volume 1.88 m³ (2 boxes)

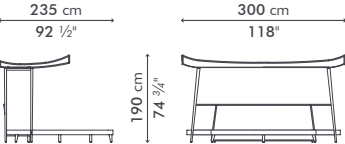
MATTRESS

200 cm L x 180 cm W x 20-30 cm H
(78 3/4" L x 70 3/4" W x 8-12" H)

COLORS / FINISHES

Indoor: brown

BED european queen



MATERIALS

Indoor: abaca, steel, reconstituted leather and maple

INDOOR

Weight 110 kg / 243 lbs
Volume 1.84 m³ (2 boxes)

MATTRESS

200 cm L x 160 cm W x 20-30 cm H
(78 3/4" L x 63" W x 8-12" H)

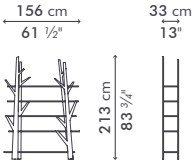
COLORS / FINISHES

Indoor: brown



JUNIPER

BOOKSHELF medium



MATERIALS

Indoor: oak

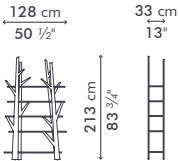
INDOOR

Weight	31.5 kg / 70 lbs
Volume	2.01 m ³

COLORS / FINISHES

Indoor: natural oak, brown, dark brown

BOOKSHELF small



MATERIALS

Indoor: oak

INDOOR

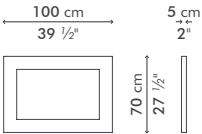
Weight	28 kg / 62 lbs
Volume	1.65 m ³

COLORS / FINISHES

Indoor: natural oak, brown, dark brown

KABUKI

MIRROR FRAME



MATERIALS

Indoor: hand carved HDF (high-density fiberboard)

INDOOR

Weight	7.5 kg / 17 lbs
Volume	0.09 m ³

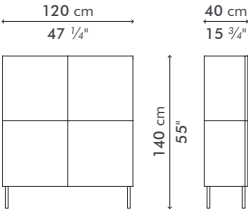
STANDARD MIRROR

74 cm W x 44 cm H x 5 mm thk
(29 1/4" W x 17 1/4" H x 1/5" thk), mirror glass

COLORS / FINISHES

Indoor: ash, brown

CABINET



MATERIALS

Indoor: hand carved HDF (high-density fiberboard) and stainless steel

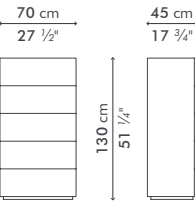
INDOOR

Weight	73 kg / 161 lbs
Volume	0.95 m ³

COLORS / FINISHES

Indoor: ash, brown

HIGH DRESSER



MATERIALS

Indoor: hand carved HDF (high-density fiberboard)

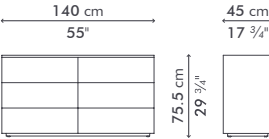
INDOOR

Weight	74 kg / 163 lbs
Volume	0.58 m ³

COLORS / FINISHES

Indoor: ash, brown

DRESSER



MATERIALS

Indoor: hand carved HDF (high-density fiberboard)

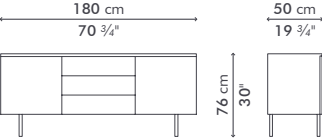
INDOOR

Weight	70 kg / 154 lbs
Volume	0.61 m ³

COLORS / FINISHES

Indoor: ash, brown

BUFFET CABINET large



MATERIALS

Indoor: hand carved HDF (high-density fiberboard) and stainless steel

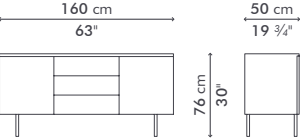
INDOOR

Weight	80 kg / 176 lbs
Volume	0.87 m ³

COLORS / FINISHES

Indoor: ash, brown

BUFFET CABINET regular



MATERIALS

Indoor: hand carved HDF (high-density fiberboard) and stainless steel

INDOOR

Weight	71 kg / 157 lbs
Volume	0.79 m ³

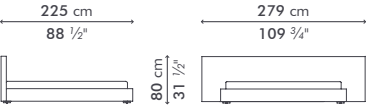
COLORS / FINISHES

Indoor: ash, brown



KABUKI

BED american king



MATERIALS

Indoor: hand carved HDF (high-density fiberboard)

INDOOR

Weight 106 kg / 234 lbs
Volume 0.97 m³ (3 boxes)

MATTRESS

203 cm L x 193 cm W x 20-30 cm H
(80" L x 76" W x 8-12" H)

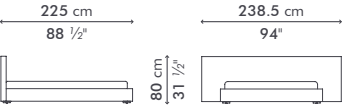
INSIDE MEASUREMENT

207 cm L x 197 cm W
(81 1/2" L x 77 1/2" W)

COLORS / FINISHES

Indoor: ash, brown

BED american queen



MATERIALS

Indoor: hand carved HDF (high-density fiberboard)

INDOOR

Weight 91 kg / 201 lbs
Volume 0.85 m³ (3 boxes)

MATTRESS

203 cm L x 152.5 cm W x 20-30 cm H
(80" L x 60" W x 8-12" H)

INSIDE MEASUREMENT

207 cm L x 156.5 cm W
(81 1/2" L x 61 1/2" W)

COLORS / FINISHES

Indoor: ash, brown

BED european extra king



MATERIALS

Indoor: hand carved HDF (high-density fiberboard)

INDOOR

Weight 108 kg / 238 lbs
Volume 1.01 m³ (3 boxes)

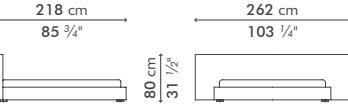
MATTRESS

200 cm L x 200 cm W x 20-30 cm H
(78 3/4" L x 78 3/4" W x 8-12" H)

COLORS / FINISHES

Indoor: ash, brown

BED european king



MATERIALS

Indoor: hand carved HDF (high-density fiberboard)

INDOOR

Weight 100 kg / 220 lbs
Volume 0.92 m³ (3 boxes)

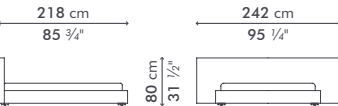
MATTRESS

200 cm L x 180 cm W x 20-30 cm H
(78 3/4" L x 70 3/4" W x 8-12" H)

COLORS / FINISHES

Indoor: ash, brown

BED european queen



MATERIALS

Indoor: hand carved HDF (high-density fiberboard)

INDOOR

Weight 91 kg / 201 lbs
Volume 0.86 m³ (3 boxes)

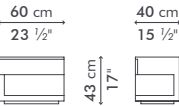
MATTRESS

200 cm L x 160 cm W x 20-30 cm H
(78 3/4" L x 63" W x 8-12" H)

COLORS / FINISHES

Indoor: ash, brown

NIGHT TABLE right



MATERIALS

Indoor: hand carved HDF (high-density fiberboard)

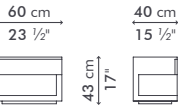
INDOOR

Weight 18 kg / 40 lbs
Volume 0.15 m³

COLORS / FINISHES

Indoor: ash, brown

NIGHT TABLE left



MATERIALS

Indoor: hand carved HDF (high-density fiberboard)

INDOOR

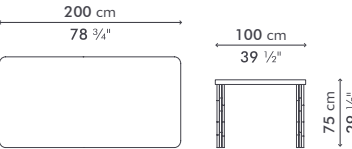
Weight 18 kg / 40 lbs
Volume 0.15 m³

COLORS / FINISHES

Indoor: ash, brown

KAWAYAN

DINING TABLE rectangular



MATERIALS

Indoor: rattan and oak

INDOOR

Weight 54 kg / 119 lbs
Volume 0.31 m³

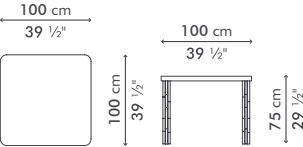
COLORS / FINISHES

Indoor: dark brown, pale gray



KAWAYAN

DINING TABLE square



MATERIALS

Indoor: rattan and oak

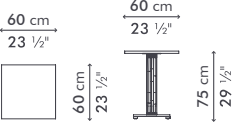
INDOOR

Weight	32.5 kg / 72 lbs
Volume	0.20 m ³

COLORS / FINISHES

Indoor: dark brown, pale gray

BISTRO TABLE



MATERIALS

Indoor: rattan and oak

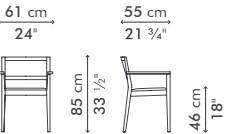
INDOOR

Weight	16 kg / 35 lbs
Volume	0.34 m ³

COLORS / FINISHES

Indoor: dark brown

ARMCHAIR



MATERIALS

Indoor: rattan and oak or maple

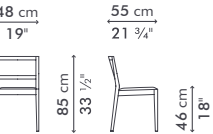
INDOOR

Weight	7.5 kg / 17 lbs
Volume	0.34 m ³

COLORS / FINISHES

Indoor: dark brown

SIDE CHAIR



MATERIALS

Indoor: rattan and oak or maple

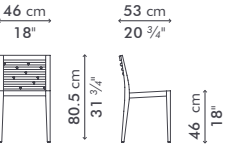
INDOOR

Weight	7 kg / 15 lbs
Volume	0.35 m ³

COLORS / FINISHES

Indoor: dark brown

BISTRO SIDE CHAIR



MATERIALS

Indoor: rattan and oak or maple

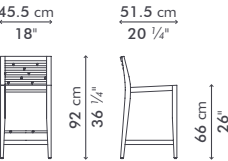
INDOOR

Weight	5.5 kg / 12 lbs
Volume	0.36 m ³

COLORS / FINISHES

Indoor: dark brown

BARSTOOL



MATERIALS

Indoor: rattan and oak or maple

INDOOR

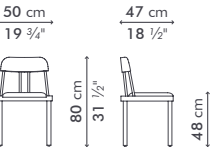
Weight	6.5 kg / 14 lbs
Volume	0.27 m ³

COLORS / FINISHES

Indoor: dark brown

KAWAYAN TOO

SIDE CHAIR



MATERIALS

Indoor: rattan and maple

INDOOR

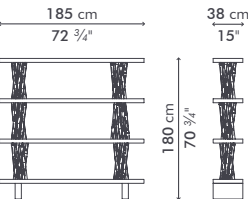
Weight	6 kg / 13 lbs
Volume	0.37 m ³

COLORS / FINISHES

Indoor: dark brown, pale gray

KAWAYAN

BOOKSHELF large



MATERIALS

Indoor: rattan and oak

INDOOR

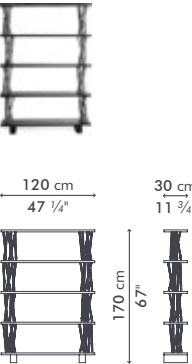
Weight	46 kg / 101 lbs
Volume	1.74 m ³

COLORS / FINISHES

Indoor: dark brown

KAWAYAN

BOOKSHELF medium



MATERIALS

Indoor: rattan and oak

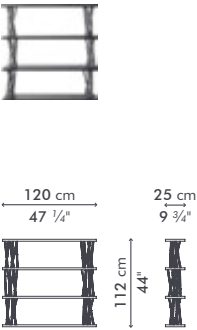
INDOOR

Weight	32 kg / 71 lbs
Volume	0.83 m ³

COLORS / FINISHES

Indoor: dark brown

BOOKSHELF small



MATERIALS

Indoor: rattan and oak

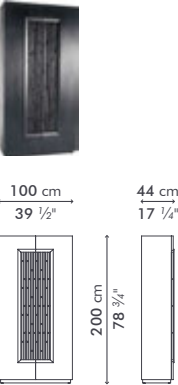
INDOOR

Weight	26 kg / 57 lbs
Volume	0.52 m ³

COLORS / FINISHES

Indoor: dark brown

CABINET



MATERIALS

Indoor: rattan and oak

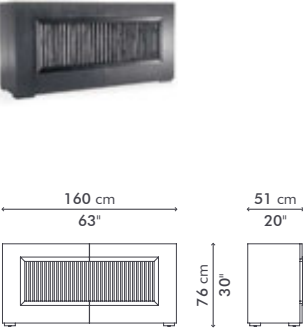
INDOOR

Weight	86 kg / 190 lbs
Volume	1.26 m ³

COLORS / FINISHES

Indoor: dark brown

BUFFET CABINET



MATERIALS

Indoor: rattan and oak

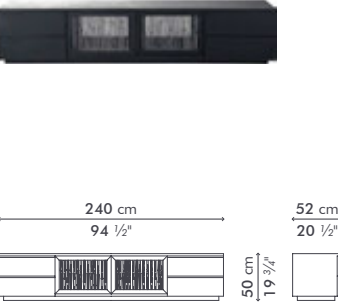
INDOOR

Weight	54 kg / 119 lbs
Volume	0.83 m ³

COLORS / FINISHES

Indoor: dark brown

ENTERTAINMENT CONSOLE regular



MATERIALS

Indoor: rattan and oak

INDOOR

Weight	66 kg / 146 lbs
Volume	0.83 m ³

STANDARD GLASS for shelf

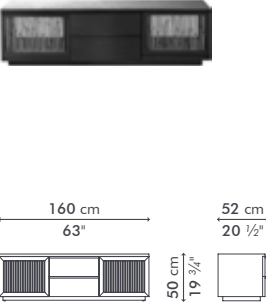
40.5 cm D x 58.5 cm W x 6 mm thk

(16" D x 23" W x 1/4" thk), clear glass

COLORS / FINISHES

Indoor: dark brown

ENTERTAINMENT CONSOLE small



MATERIALS

Indoor: rattan and oak

INDOOR

Weight	44 kg / 97 lbs
Volume	0.56 m ³

STANDARD GLASS for shelf

46.5 cm D x 50 cm W x 6 mm thk

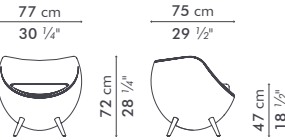
(18 3/4" D x 19 3/4" W x 1/4" thk), clear glass

COLORS / FINISHES

Indoor: dark brown

LA LUNA

EASY ARMCHAIR



MATERIALS

Indoor: rattan, rattan peel,
polyurethane foam and maple

INDOOR

Weight	15.5 kg / 34 lbs
Volume	0.47 m ³

FABRIC REQUIREMENTS

seat: 0.80 m / 0.90 yds

COLORS / FINISHES

Indoor: ash, brown

OTTOMAN



MATERIALS

Indoor: rattan, rattan peel,
polyurethane foam and maple

INDOOR

Weight	7 kg / 16 lbs
Volume	0.16 m ³

FABRIC REQUIREMENTS

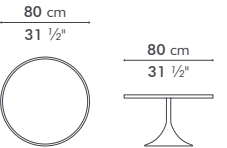
seat: 0.80 m / 0.90 yds

COLORS / FINISHES

Indoor: ash, brown

LUNA

OCCASIONAL TABLE 80



MATERIALS

Indoor: rattan, high-pressure laminate and maple

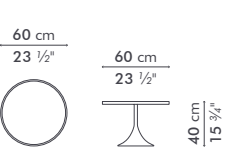
INDOOR

Weight	8 kg / 18 lbs
Volume	0.39 m ³

COLORS / FINISHES

Indoor: ash, brown

OCCASIONAL TABLE 60



MATERIALS

Indoor: rattan, high-pressure laminate and maple

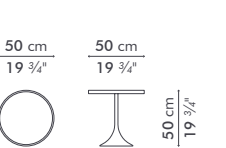
INDOOR

Weight	6.5 kg / 14 lbs
Volume	0.21 m ³

COLORS / FINISHES

Indoor: ash, brown

OCCASIONAL TABLE 50



MATERIALS

Indoor: rattan, high-pressure laminate and maple

INDOOR

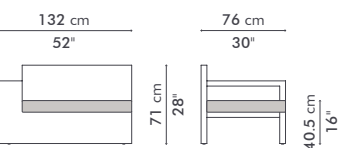
Weight	5.5 kg / 12 lbs
Volume	0.18 m ³

COLORS / FINISHES

Indoor: ash, brown

LINK

EASY ARMCHAIR right



MATERIALS

Outdoor: polyethylene and aluminum

OUTDOOR

Weight	19 kg / 42 lbs
Volume	0.81 m ³

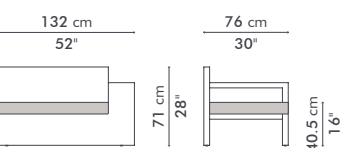
FABRIC REQUIREMENTS

seat:	2.20 m / 2.45 yds
pillows:	1pc 109 x 51 cm / 43" x 20"
	1.15 m / 1.30 yds

COLORS / FINISHES

Outdoor: brown, whitewash

EASY ARMCHAIR left



MATERIALS

Outdoor: polyethylene and aluminum

OUTDOOR

Weight	19 kg / 42 lbs
Volume	0.81 m ³

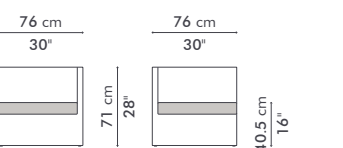
FABRIC REQUIREMENTS

seat:	2.20 m / 2.45 yds
pillows:	1pc 109 x 51 cm / 43" x 20"
	1.15 m / 1.30 yds

COLORS / FINISHES

Outdoor: brown, whitewash

EASY CHAIR corner



MATERIALS

Outdoor: polyethylene and aluminum

OUTDOOR

Weight	16.5 kg / 36 lbs
Volume	0.47 m ³

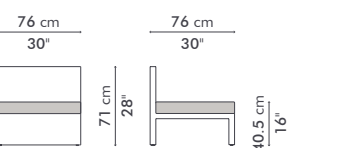
FABRIC REQUIREMENTS

seat:	1.50 m / 1.65 yds
pillows:	1pc 79 x 51 cm / 31" x 20"
	0.85 m / 0.95 yds
	1pc 61 x 51 cm / 24" x 20"
	0.70 m / 0.75 yds

COLORS / FINISHES

Outdoor: brown, whitewash

EASY CHAIR



MATERIALS

Outdoor: polyethylene and aluminum

OUTDOOR

Weight	12.5 kg / 28 lbs
Volume	0.46 m ³

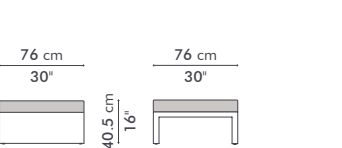
FABRIC REQUIREMENTS

seat:	1.60 m / 1.75 yds
pillows:	1pc 79 x 51 cm / 31" x 20"
	0.85 m / 0.95 yds

COLORS / FINISHES

Outdoor: brown, whitewash

OTTOMAN



MATERIALS

Outdoor: polyethylene and aluminum

OUTDOOR

Weight	9 kg / 20 lbs
Volume	0.28 m ³

FABRIC REQUIREMENTS

	1.60 m / 1.75 yds
--	-------------------

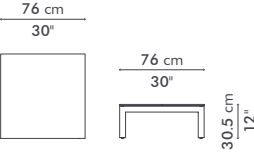
COLORS / FINISHES

Outdoor: brown, whitewash



LINK

COFFEE TABLE



MATERIALS

Outdoor: polyethylene and aluminum

OUTDOOR

Weight	9 kg / 20 lbs
Volume	0.22 m ³

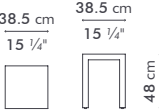
STANDARD GLASS

76 cm W x 76 cm D x 10 mm thk
(30" W x 30" D x 3/8" thk), pencil edge

COLORS / FINISHES

Outdoor: brown, whitewash

END TABLE



MATERIALS

Outdoor: polyethylene and aluminum

OUTDOOR

Weight	3.5 kg / 8 lbs
Volume	0.09 m ³

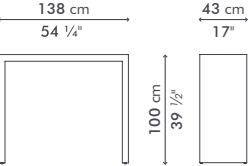
STANDARD GLASS

38.5 cm W x 38.5 cm D x 10 mm thk
(15" W x 15" D x 3/8" thk), pencil edge

COLORS / FINISHES

Outdoor: brown, whitewash

BAR TABLE large



MATERIALS

Outdoor: polyethylene and aluminum

OUTDOOR

Weight	17.5 kg / 39 lbs
Volume	0.73 m ³

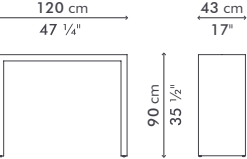
STANDARD GLASS

138 cm W x 43 cm D x 6 mm thk
(54 1/4" W x 17" D x 1/4" thk), clear glass,
pencil edge

COLORS / FINISHES

Outdoor: brown, whitewash

BAR TABLE medium



MATERIALS

Outdoor: polyethylene and aluminum

OUTDOOR

Weight	16.3 kg / 36 lbs
Volume	0.55 m ³

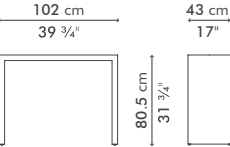
STANDARD GLASS

120 cm W x 43 cm D x 6 mm thk
(47 1/4" W x 17" D x 1/4" thk), clear glass,
pencil edge

COLORS / FINISHES

Outdoor: brown, whitewash

BAR TABLE small



MATERIALS

Outdoor: polyethylene and aluminum

OUTDOOR

Weight	14.5 kg / 32 lbs
Volume	0.42 m ³

STANDARD GLASS

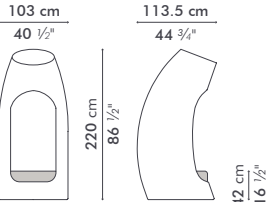
102 cm W x 43 cm D x 6 mm thk
(40 1/4" W x 17" D x 1/4" thk), clear glass,
pencil edge

COLORS / FINISHES

Outdoor: brown, whitewash

LOLAH

CAPSULE 1 seater



MATERIALS

Indoor: rattan and nylon

Outdoor: polyethylene, nylon and aluminum

INDOOR

Weight	27 kg / 60 lbs
Volume	2.97 m ³

OUTDOOR

Weight	41 kg / 90 lbs
Volume	2.88 m ³

FABRIC REQUIREMENTS

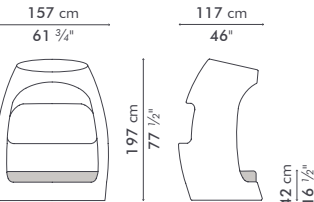
seat:	3.50 m / 3.90 yds
pillows:	3pcs 51 x 51 cm / 20" x 20"
	1.80 m / 1.95 yds
	3pcs 49 x 33 cm / 19" x 13"
	1.20 m / 1.30 yds

COLORS / FINISHES

Indoor: dark brown, whitewash

Outdoor: brown, whitewash

CAPSULE 2 seater



MATERIALS

Indoor: rattan and nylon

Outdoor: polyethylene, nylon and aluminum

INDOOR

Weight	33 kg / 73 lbs
Volume	4.21 m ³

OUTDOOR

Weight	26.5 kg / 58 lbs
Volume	4.10 m ³

FABRIC REQUIREMENTS

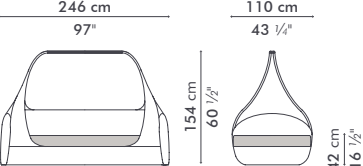
seat:	4.15 m / 4.60 yds
pillows:	3pcs 56 x 56 cm / 22" x 22"
	1.95 m / 2.10 yds
	2pcs 51 x 51 cm / 20" x 20"
	1.20 m / 1.30 yds
	3pcs 49 x 33 cm / 19" x 13"
	1.20 m / 1.30 yds

COLORS / FINISHES

Indoor: dark brown, whitewash

Outdoor: brown, whitewash

DAYBED



MATERIALS

Outdoor: polyethylene, nylon and aluminum

OUTDOOR

Weight	39.5 kg / 87 lbs
Volume	3.16 m ³

FABRIC REQUIREMENTS

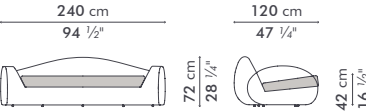
seat:	6.50 m / 7.25 yds
pillows:	3pcs 56 x 56 cm / 22" x 22"
	1.95 m / 2.10 yds
	2pcs 51 x 51 cm / 20" x 20"
	1.20 m / 1.30 yds
	3pcs 49 x 33 cm / 19" x 13"
	1.20 m / 1.30 yds

COLORS / FINISHES

Outdoor: brown, whitewash



SOFA



MATERIALS

Indoor: rattan and nylon
Outdoor: polyethylene, nylon and aluminum

INDOOR

Weight	33 kg / 73 lbs
Volume	2.12 m³

OUTDOOR

Weight	61.5 kg / 136 lbs
Volume	2.04 m³

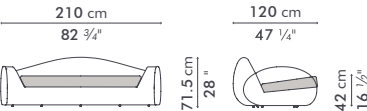
FABRIC REQUIREMENTS

seat:	3.95 m / 4.40 yds
pillows: 4pcs	56 x 56 cm / 22" x 22"
	2.60 m / 2.80 yds
2pcs	51 x 43 cm / 20" x 17"
	1.20 m / 1.30 yds

COLORS / FINISHES

Indoor: dark brown, whitewash
Outdoor: brown, whitewash

LOVESEAT



MATERIALS

Indoor: rattan and nylon
Outdoor: polyethylene, nylon and aluminum

INDOOR

Weight	27.5 kg / 61 lbs
Volume	1.82 m³

OUTDOOR

Weight	55.5 kg / 122 lbs
Volume	1.75 m³

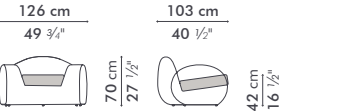
FABRIC REQUIREMENTS

seat:	3.15 m / 3.50 yds
pillows: 3pcs	56 x 56 cm / 22" x 22"
	1.95 m / 2.10 yds
2pcs	51 x 43 cm / 20" x 17"
	1.20 m / 1.30 yds

COLORS / FINISHES

Indoor: dark brown, whitewash
Outdoor: brown, whitewash

EASY ARMCHAIR



MATERIALS

Indoor: rattan and nylon
Outdoor: polyethylene, nylon and aluminum

INDOOR

Weight	17 kg / 38 lbs
Volume	1.05 m³

OUTDOOR

Weight	19.5 kg / 43 lbs
Volume	1.01 m³

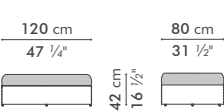
FABRIC REQUIREMENTS

seat:	1.80 m / 1.95 yds
pillows: 1pc	51 x 43 cm / 20" x 17"
	0.60 m / 0.65 yds

COLORS / FINISHES

Indoor: dark brown, whitewash
Outdoor: brown, whitewash

OTTOMAN



MATERIALS

Indoor: rattan, nylon and aluminum
Outdoor: polyethylene, nylon and aluminum

INDOOR

Weight	12 kg / 27 lbs
Volume	0.51 m³

OUTDOOR

Weight	8 kg / 18 lbs
Volume	0.48 m³

FABRIC REQUIREMENTS

seat:	2.40 m / 2.65 yds
-------	-------------------

COLORS / FINISHES

Indoor: dark brown, whitewash
Outdoor: brown, whitewash

STOOL



MATERIALS

Indoor: rattan, nylon and aluminum
Outdoor: polyethylene, nylon and aluminum

INDOOR

Weight	5 kg / 10 lbs
Volume	0.10 m³

OUTDOOR

Weight	4.5 kg / 7 lbs
Volume	0.09 m³

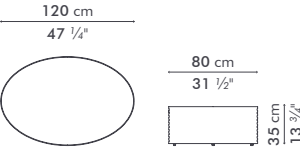
FABRIC REQUIREMENTS

seat:	0.90 m / 1.00 yds
-------	-------------------

COLORS / FINISHES

Indoor: dark brown, whitewash
Outdoor: brown, whitewash

COFFEE TABLE oval large



MATERIALS

Indoor: rattan, nylon and aluminum
Outdoor: polyethylene, nylon and aluminum

INDOOR

Weight	12 kg / 27 lbs
Volume	0.39 m³

OUTDOOR

Weight	6 kg / 13 lbs
Volume	0.37 m³

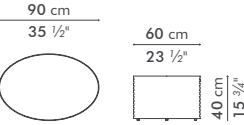
STANDARD GLASS

118 cm W x 78 cm D x 10 mm thk
(46 1/2" W x 30 3/4" D x 3/8" thk), frosted, swiped edge

COLORS / FINISHES

Indoor: dark brown, whitewash
Outdoor: brown, whitewash

COFFEE TABLE oval medium



MATERIALS

Indoor: rattan, nylon and aluminum
Outdoor: polyethylene, nylon and aluminum

INDOOR

Weight	9 kg / 20 lbs
Volume	0.25 m³

OUTDOOR

Weight	5 kg / 11 lbs
Volume	0.23 m³

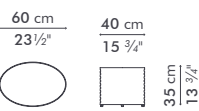
STANDARD GLASS

88 cm W x 58 cm D x 6 mm thk
(34 3/4" W x 22 3/4" D x 1/4" thk), frosted, swiped edge

COLORS / FINISHES

Indoor: dark brown, whitewash
Outdoor: brown, whitewash

COFFEE TABLE oval small



MATERIALS

Indoor: rattan, nylon and aluminum
Outdoor: polyethylene, nylon and aluminum

INDOOR

Weight	5 kg / 11 lbs
Volume	0.10 m³

OUTDOOR

Weight	3 kg / 7 lbs
Volume	0.09 m³

STANDARD GLASS

58 cm W x 38 cm D x 6 mm thk
(22 3/4" W x 15" D x 1/4" thk), frosted, swiped edge

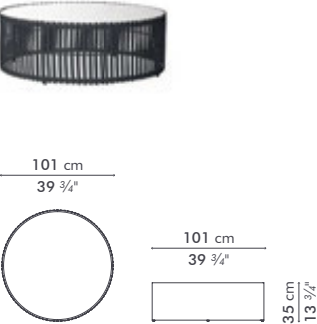
COLORS / FINISHES

Indoor: dark brown, whitewash
Outdoor: brown, whitewash



LOLAH

COFFEE TABLE round



MATERIALS

Indoor: rattan, nylon and aluminum
Outdoor: polyethylene, nylon and aluminum

INDOOR

Weight 7 kg / 15 lbs
Volume 0.42 m³

OUTDOOR

Weight 6 kg / 13 lbs
Volume 0.39 m³

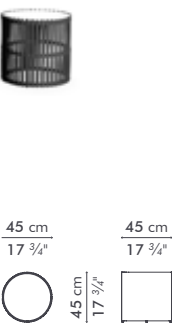
STANDARD GLASS

99 cm Ø x 10 mm thk
(39" Ø x 1/2" thk), frosted, swiped edge

COLORS / FINISHES

Indoor: dark brown, whitewash
Outdoor: brown, whitewash

END TABLE round



MATERIALS

Indoor: rattan, nylon and aluminum
Outdoor: polyethylene, nylon and aluminum

INDOOR

Weight 4 kg / 9 lbs
Volume 0.11 m³

OUTDOOR

Weight 3 kg / 7 lbs
Volume 0.10 m³

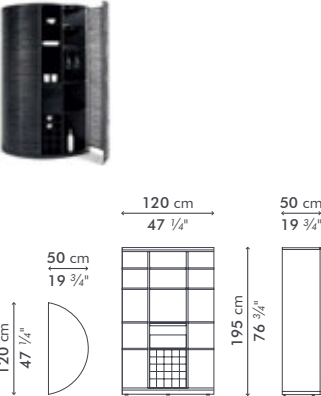
STANDARD GLASS

44 cm Ø x 6 mm thk
(17 3/4" Ø x 1/4" thk), frosted, swiped edge

COLORS / FINISHES

Indoor: dark brown, whitewash
Outdoor: brown, whitewash

BAR CABINET



MATERIALS

Indoor: rattan, nylon twine, steel,
and maple

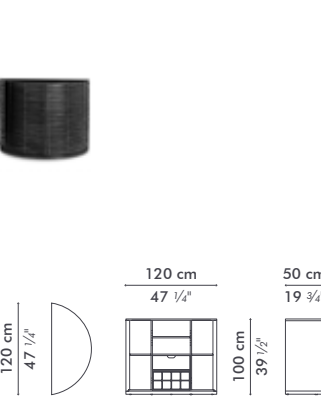
INDOOR

Weight 88 kg / 194 lbs
Volume 1.57 m³

COLORS / FINISHES

Indoor: dark brown, whitewash

BAR CABINET low



MATERIALS

Indoor: rattan, nylon twine, steel,
and maple

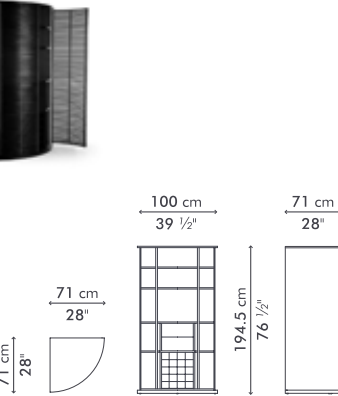
INDOOR

Weight 53.5 kg / 118 lbs
Volume 0.72 m³

COLORS / FINISHES

Indoor: dark brown, whitewash

BAR CABINET corner



MATERIALS

Indoor: rattan, nylon twine, steel,
and maple

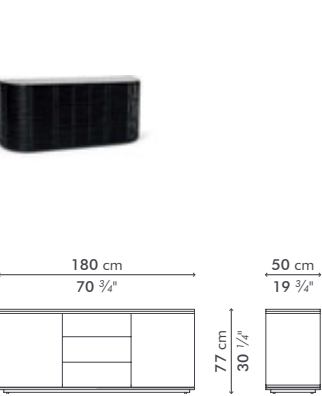
INDOOR

Weight 90 kg / 198 lbs
Volume 1.22 m³

COLORS / FINISHES

Indoor: dark brown, whitewash

BUFFET CABINET



MATERIALS

Indoor: rattan, nylon twine, steel,
and maple

INDOOR

Weight 65 kg / 143 lbs
Volume 0.92 m³

COLORS / FINISHES

Indoor: dark brown, whitewash

LOLITA

STACKING SIDE CHAIR



MATERIALS

Outdoor: polyethylene, aluminum
and stainless steel

OUTDOOR

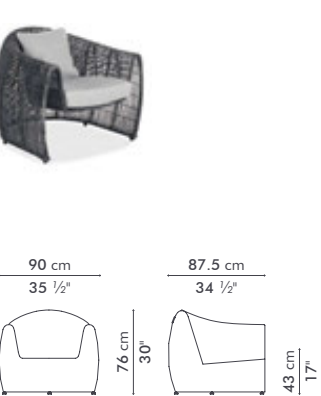
Weight 4 kg / 9 lbs
Volume 0.33 m³ (2 pcs in a box)

COLORS / FINISHES

Outdoor: bronze, white, silver

LULU

EASY ARMCHAIR



MATERIALS

Indoor: abaca, nylon and steel
Outdoor: polyethylene, nylon and steel

INDOOR

Weight 16.5 kg / 36 lbs
Volume 0.71 m³

OUTDOOR

Weight 18.5 kg / 41 lbs
Volume 0.68 m³

FABRIC REQUIREMENTS

seat: 1.55 m / 1.70 yds
pillows: 1pc 46 x 46 cm / 18" x 18"
0.55 m / 0.60 yds

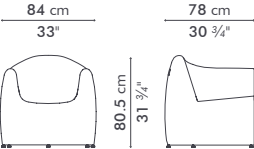
COLORS / FINISHES

Indoor: brown
Outdoor: brown, whitewash



LULU

CLUB CHAIR



MATERIALS

Indoor: abaca, nylon and steel

Outdoor: polyethylene, nylon and steel

INDOOR

Weight	16.5 kg / 36 lbs
Volume	0.58 m ³

OUTDOOR

Weight	19 kg / 42 lbs
Volume	0.55 m ³

FABRIC REQUIREMENTS

seat:	0.65 m / 0.70 yds
-------	-------------------

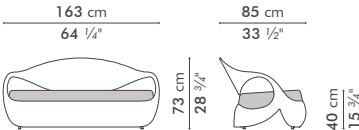
COLORS / FINISHES

Indoor: brown

Outdoor: brown, whitewash

MANOLO

SOFA



MATERIALS

Indoor: rattan, nylon and steel

Outdoor: polyethylene, nylon and steel

INDOOR

Weight	24 kg / 53 lbs
Volume	1.10 m ³

OUTDOOR

Weight	25 kg / 55 lbs
Volume	1.05 m ³

FABRIC REQUIREMENTS

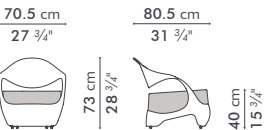
seat:	3.20 m / 3.55 yds
-------	-------------------

COLORS / FINISHES

Indoor: brown, whitewash

Outdoor: brown , natural, whitewash

EASY ARMCHAIR



MATERIALS

Indoor: rattan, nylon and steel

Outdoor: polyethylene, nylon and steel

INDOOR

Weight	13 kg / 29 lbs
Volume	0.48 m ³

OUTDOOR

Weight	14 kg / 31 lbs
Volume	0.45 m ³

FABRIC REQUIREMENTS

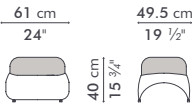
seat:	1.30 m / 1.45 yds
-------	-------------------

COLORS / FINISHES

Indoor: brown, whitewash

Outdoor: brown , natural, whitewash

OTTOMAN



MATERIALS

Indoor: rattan, nylon and steel

Outdoor: polyethylene, nylon and steel

INDOOR

Weight	6.5 kg / 14 lbs
Volume	0.17 m ³

OUTDOOR

Weight	7.5 kg / 17 lbs
Volume	0.16 m ³

FABRIC REQUIREMENTS

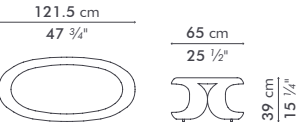
seat:	0.90 m / 1.00 yds
-------	-------------------

COLORS / FINISHES

Indoor: brown, whitewash

Outdoor: brown , natural, whitewash

COFFEE TABLE



MATERIALS

Indoor: rattan, nylon and steel

Outdoor: polyethylene, nylon and steel

INDOOR

Weight	7 kg / 15 lbs
Volume	0.36 m ³

OUTDOOR

Weight	8 kg / 18 lbs
Volume	0.33 m ³

STANDARD GLASS

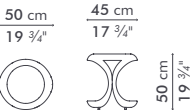
96 cm W x 46.5 cm D x 10 mm thk
(37 3/4" W x 18 1/4" D x 3/8" thk), frosted,
swiped edge

COLORS / FINISHES

Indoor: brown, whitewash

Outdoor: brown , natural, whitewash

END TABLE



MATERIALS

Indoor: rattan, nylon and steel

Outdoor: polyethylene, nylon and steel

INDOOR

Weight	3 kg / 7 lbs
Volume	0.14 m ³

OUTDOOR

Weight	5 kg / 11 lbs
Volume	0.13 m ³

STANDARD GLASS

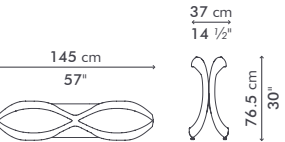
31.5 cm Ø x 6 mm thk
(12 1/2" Ø x 1/4" thk), frosted, swiped edge

COLORS / FINISHES

Indoor: brown, whitewash

Outdoor: brown , natural, whitewash

BUFFET TABLE



MATERIALS

Indoor: rattan, nylon and steel

Outdoor: polyethylene, nylon and steel

INDOOR

Weight	17.5 kg / 39 lbs
Volume	0.47 m ³

OUTDOOR

Weight	18.5 kg / 41 lbs
Volume	0.45 m ³

STANDARD GLASS

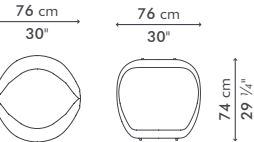
180 cm W x 50 cm D x 10 mm thk
(70 3/4" W x 19 3/4" D x 3/8" thk), pencil
edge

COLORS / FINISHES

Indoor: brown, whitewash

Outdoor: brown, natural, whitewash

DINING TABLE



MATERIALS

Indoor: rattan, nylon and steel

Outdoor: polyethylene, nylon and steel

INDOOR

Weight	15.5 kg / 34 lbs
Volume	0.50 m ³

OUTDOOR

Weight	16.5 kg / 36 lbs
Volume	0.47 m ³

STANDARD GLASS

137 cm Ø x 12 mm thk
(54" Ø x 1/2" thk), pencil edge

COLORS / FINISHES

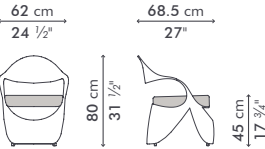
Indoor: brown, whitewash

Outdoor: brown, natural, whitewash



MANOLO

CLUB CHAIR



MATERIALS

Indoor: rattan, nylon and steel
Outdoor: polyethylene, nylon and steel

INDOOR

Weight	11 kg / 24 lbs
Volume	0.38 m³

OUTDOOR

Weight	11.5 kg / 25 lbs
Volume	0.36 m³

FABRIC REQUIREMENTS

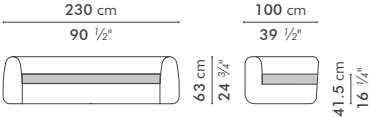
seat: 1.00 m / 1.10 yds

COLORS / FINISHES

Indoor: brown, whitewash
Outdoor: brown, natural, whitewash

MATILDA

SOFA



MATERIALS

Indoor: rattan
Outdoor: polyethylene and steel

INDOOR

Weight	34.5 kg / 76 lbs
Volume	1.61 m³

OUTDOOR

Weight	55 kg / 121 lbs
Volume	1.54 m³

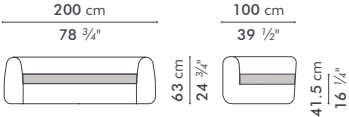
FABRIC REQUIREMENTS

5.10 m / 5.70 yds

COLORS / FINISHES

Indoor: brown
Outdoor: brown, whitewash

LOVESEAT



MATERIALS

Indoor: rattan
Outdoor: polyethylene and steel

INDOOR

Weight	26.5 kg / 58 lbs
Volume	1.42 m³

OUTDOOR

Weight	45 kg / 99 lbs
Volume	1.36 m³

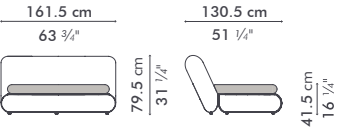
FABRIC REQUIREMENTS

4.30 m / 4.80 yds

COLORS / FINISHES

Indoor: brown
Outdoor: brown, whitewash

DAYBED



MATERIALS

Outdoor: polyethylene and steel

OUTDOOR

Weight	46 kg / 101 lbs
Volume	1.88 m³

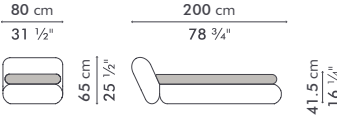
FABRIC REQUIREMENTS

	4.60 m / 5.10 yds
pillows: 2pcs	46 x 46 cm / 18" x 18"
	1.10 m / 1.20 yds
2pcs	49 x 33 cm / 19" x 13"
	1.20 m / 1.30 yds

COLORS / FINISHES

Outdoor: brown, whitewash

CHAISE LOUNGE



MATERIALS

Indoor: rattan
Outdoor: polyethylene and steel

INDOOR

Weight	26 kg / 57 lbs
Volume	1.22 m³

OUTDOOR

Weight	34 kg / 75 lbs
Volume	1.17 m³

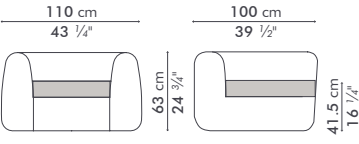
FABRIC REQUIREMENTS

3.35 m / 3.75 yds

COLORS / FINISHES

Indoor: brown
Outdoor: brown, whitewash

EASY ARMCHAIR



MATERIALS

Indoor: rattan
Outdoor: polyethylene and steel

INDOOR

Weight	17 kg / 37 lbs
Volume	0.78 m³

OUTDOOR

Weight	30.5 kg / 67 lbs
Volume	0.75 m³

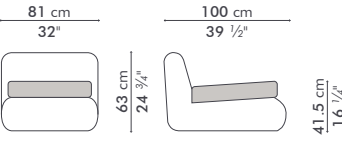
FABRIC REQUIREMENTS

2.10 m / 2.30 yds

COLORS / FINISHES

Indoor: brown
Outdoor: brown, whitewash

EASY CHAIR



MATERIALS

Indoor: rattan
Outdoor: polyethylene and steel

INDOOR

Weight	12 kg / 25 lbs
Volume	0.62 m³

OUTDOOR

Weight	24 kg / 53 lbs
Volume	0.57 m³

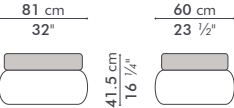
FABRIC REQUIREMENTS

2.10 m / 2.30 yds

COLORS / FINISHES

Indoor: brown
Outdoor: whitewash, brown

OTTOMAN



MATERIALS

Indoor: rattan
Outdoor: polyethylene and steel

INDOOR

Weight	7 kg / 15 lbs
Volume	0.26 m³

OUTDOOR

Weight	15 kg / 33 lbs
Volume	0.25 m³

FABRIC REQUIREMENTS

seat: 1.10 m / 1.20 yds

COLORS / FINISHES

Indoor: brown
Outdoor: brown, whitewash



MATILDA

COFFEE TABLE woven



MATERIALS

Indoor: rattan and steel
Outdoor: polyethylene and steel

INDOOR

Weight 17 kg / 37 lbs
Volume 0.53 m³

OUTDOOR

Weight 20 kg / 44 lbs
Volume 0.49 m³

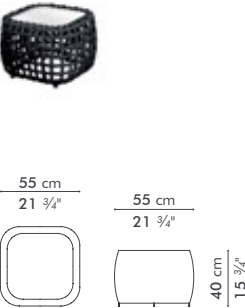
STANDARD GLASS

121 cm W x 71 cm D x 10 mm thk
(47 3/4" W x 28" D x 3/8" thk), frosted,
swiped edge

COLORS / FINISHES

Indoor: brown
Outdoor: brown, whitewash

END TABLE square woven



MATERIALS

Indoor: rattan and steel
Outdoor: polyethylene and steel

INDOOR

Weight 6 kg / 13 lbs
Volume 0.16 m³

OUTDOOR

Weight 8.5 kg / 19 lbs
Volume 0.15 m³

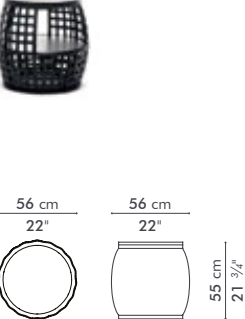
STANDARD GLASS

39.5 cm W x 39.5 D cm x 6 mm thk
(15 1/2" W x 15 1/2" D x 1/4" thk), frosted,
swiped edge

COLORS / FINISHES

Indoor: brown
Outdoor: brown, whitewash

END TABLE round woven



MATERIALS

Indoor: rattan, reconstituted leather,
plywood and steel
Outdoor: polyethylene and steel

INDOOR

Weight 5.5 kg / 12 lbs
Volume 0.21 m³

OUTDOOR

Weight 8 kg / 18 lbs
Volume 0.20 m³

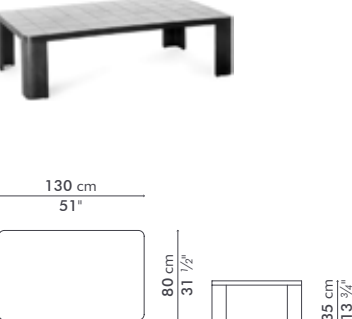
STANDARD /GLASS

TOP 45 cm Ø x 6 mm thk
(17 3/4" Ø x 1/4" thk), frosted,
swiped edge
SHELF 50.5 cm Ø x 6 mm thk
(20" Ø x 1/4" thk), frosted,
swiped edge

COLORS / FINISHES

Indoor: brown
Outdoor: brown, whitewash

COFFEE TABLE leather



MATERIALS

Indoor: reconstituted leather and maple

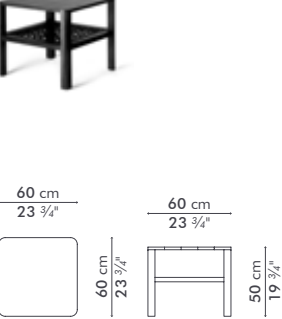
INDOOR

Weight 18.5 kg / 41 lbs
Volume 0.74 m³

COLORS / FINISHES

Indoor: brown

END TABLE leather



MATERIALS

Indoor: reconstituted leather, rattan
and maple

INDOOR

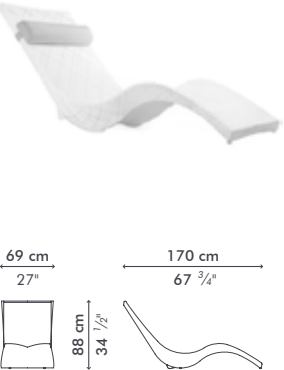
Weight 9.5 kg / 21 lbs
Volume 0.28 m³

COLORS / FINISHES

Indoor: brown

MERMAID

CHAISE LOUNGE



MATERIALS

Outdoor: polyethylene and aluminum

OUTDOOR

Weight 8.5 kg / 19 lbs
Volume 1.22 m³

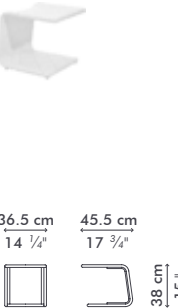
FABRIC REQUIREMENTS

0.60 m / 0.65 yds

COLORS / FINISHES

Outdoor: white, bronze, silver

END TABLE



MATERIALS

Outdoor: polyethylene and aluminum

OUTDOOR

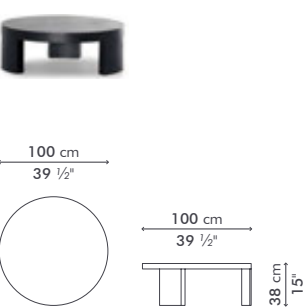
Weight 3.5 kg / 8 lbs
Volume 0.08 m³

COLORS / FINISHES

Outdoor: white, bronze, silver

NOBU

COFFEE TABLE round large



MATERIALS

Indoor: reconstituted leather
and plywood

INDOOR

Weight 17.5 kg / 39 lbs
Volume 0.49 m³

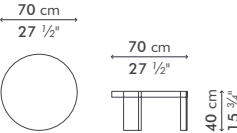
COLORS / FINISHES

Indoor: brown



NOBU

COFFEE TABLE round medium



MATERIALS

Indoor: reconstituted leather and plywood

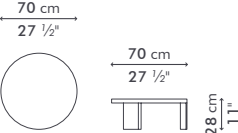
INDOOR

Weight	9 kg / 20 lbs
Volume	0.26 m³

COLORS / FINISHES

Indoor: brown

COFFEE TABLE round medium short



MATERIALS

Indoor: reconstituted leather and plywood

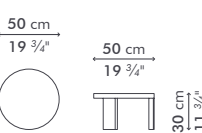
INDOOR

Weight	8.5 kg / 19 lbs
Volume	0.22 m³

COLORS / FINISHES

Indoor: brown

COFFEE TABLE round small



MATERIALS

Indoor: reconstituted leather and plywood

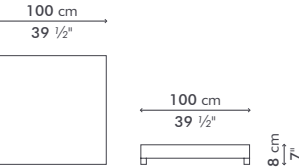
INDOOR

Weight	5.5 kg / 12 lbs
Volume	0.11 m³

COLORS / FINISHES

Indoor: brown

COFFEE TABLE square 100



MATERIALS

Indoor: reconstituted leather, plywood and stainless steel

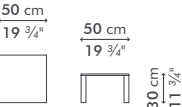
INDOOR

Weight	17 kg / 37 lbs
Volume	0.29 m³

COLORS / FINISHES

Indoor: brown

END TABLE



MATERIALS

Indoor: reconstituted leather, plywood and stainless steel

INDOOR

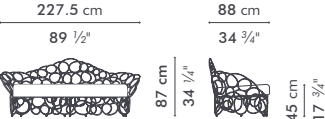
Weight	7 kg / 15 lbs
Volume	0.12 m³

COLORS / FINISHES

Indoor: brown

NOODLE

SOFA



MATERIALS

Indoor: rattan, nylon and steel
Outdoor: polyethylene, nylon and steel

INDOOR

Weight	50 kg / 110 lbs
Volume	2.68 m³

OUTDOOR

Weight	58 kg / 128 lbs
Volume	2.59 m³

FABRIC REQUIREMENTS

seat:	3.80 m / 4.20 yds
pillows:	3pcs 56 x 56 cm / 22" x 22" 1.95 m / 2.10 yds
	3pcs 51 x 51 cm / 20" x 20" 1.80 m / 1.95 yds
	3pcs 49 x 33 cm / 19" x 13" 1.20 m / 1.30 yds

COLORS / FINISHES

Indoor: bronze, pale gray
Outdoor: bronze, pale gray

LOVESEAT



MATERIALS

Indoor: rattan, nylon and steel
Outdoor: polyethylene, nylon and steel

INDOOR

Weight	41 kg / 90 lbs
Volume	1.72 m³

OUTDOOR

Weight	46 kg / 101 lbs
Volume	1.65 m³

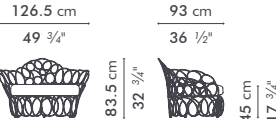
FABRIC REQUIREMENTS

seat:	3.50 m / 3.90 yds
pillows:	2pcs 56 x 56 cm / 22" x 22" 1.30 m / 1.40 yds
	3pcs 51 x 51 cm / 20" x 20" 1.80 m / 1.95 yds
	2pcs 49 x 33 cm / 19" x 13" 1.20 m / 1.30 yds

COLORS / FINISHES

Indoor: bronze, pale gray
Outdoor: bronze, pale gray

EASY ARMCHAIR 1 ½ seater



MATERIALS

Indoor: rattan, nylon and steel
Outdoor: polyethylene, nylon and steel

INDOOR

Weight	26.5 kg / 58 lbs
Volume	1.14 m³

OUTDOOR

Weight	29.5 kg / 65 lbs
Volume	1.09 m³

FABRIC REQUIREMENTS

seat:	2.00 m / 2.20 yds
pillows:	1pc 71 x 51 cm / 28" x 20" 0.80 m / 0.90 yds
	1pc 46 x 46 cm / 18" x 18" 0.55 m / 0.60 yds
	1pc 49 x 33 cm / 19"x 13" 0.60 m / 0.65 yds


COLORS / FINISHES

Indoor: bronze, pale gray
Outdoor: bronze, pale gray



NOODLE

CHAISE LOUNGE



MATERIALS

Indoor: rattan, nylon and steel
Outdoor: polyethylene, nylon and steel

INDOOR

Weight	25.5 kg / 56 lbs
Volume	1.64 m ³

OUTDOOR

Weight	29.5 kg / 65 lbs
Volume	1.59 m ³

FABRIC REQUIREMENTS

seat:	3.10 m / 3.45 yds
pillows:	1pc 56 x 56 cm / 22" x 22"
	0.65 m / 0.70 yds
	1pc 49 x 33 cm / 19" x 13"
	0.60 m / 0.65 yds

COLORS / FINISHES

Indoor: bronze, pale gray
Outdoor: bronze, pale gray

EASY ARMCHAIR



MATERIALS

Indoor: rattan, nylon and steel
Outdoor: polyethylene, nylon and steel

INDOOR

Weight	14 kg / 31 lbs
Volume	0.52 m ³

OUTDOOR

Weight	18 kg / 40 lbs
Volume	0.50 m ³

FABRIC REQUIREMENTS

seat:	1.50 m / 1.65 yds
pillows:	1pc 51 x 51 cm / 20" x 20"
	0.60 m / 0.65 yds

COLORS / FINISHES

Indoor: bronze, pale gray
Outdoor: bronze, pale gray

LOVESEAT with platform, right



MATERIALS

Indoor: rattan, nylon, oak and steel

INDOOR

Weight	69 kg / 152 lbs
Volume	2.36 m ³

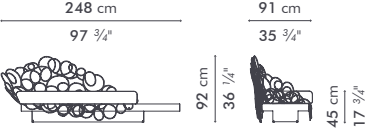
FABRIC REQUIREMENTS

seat:	3.50 m / 3.90 yds
pillows:	2pcs 56 x 56 cm / 22" x 22"
	1.30 m / 1.40 yds
	2pcs 51 x 51 cm / 20" x 20"
	1.20 m / 1.30 yds
	2pcs 49 x 33 cm / 19" x 13"
	1.20 m / 1.30 yds

COLORS / FINISHES

Indoor: bronze, pale gray

LOVESEAT with platform, left



MATERIALS

Indoor: rattan, nylon, oak and steel

INDOOR

Weight	69 kg / 152 lbs
Volume	2.36 m ³

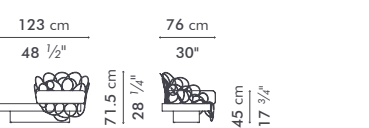
FABRIC REQUIREMENTS

seat:	3.50 m / 3.90 yds
pillows:	2pcs 56 x 56 cm / 22" x 22"
	1.30 m / 1.40 yds
	2pcs 51 x 51 cm / 20" x 20"
	1.20 m / 1.30 yds
	2pcs 49 x 33 cm / 19" x 13"
	1.20 m / 1.30 yds

COLORS / FINISHES

Indoor: bronze, pale gray

EASY ARMCHAIR with platform, right



MATERIALS

Indoor: rattan, nylon, oak and steel

INDOOR

Weight	29 kg / 64 lbs
Volume	0.81 m ³

FABRIC REQUIREMENTS

seat:	1.50 m / 1.65 yds
pillows:	1pc 51 x 51 cm / 20" x 20"
	0.60 m / 0.65 yds

COLORS / FINISHES

Indoor: bronze, pale gray

EASY ARMCHAIR with platform, left



MATERIALS

Indoor: rattan, nylon, oak and steel

INDOOR

Weight	29 kg / 64 lbs
Volume	0.81 m ³

FABRIC REQUIREMENTS

seat:	1.50 m / 1.65 yds
pillows:	1pc 51 x 51 cm / 20" x 20"
	0.60 m / 0.65 yds

COLORS / FINISHES

Indoor: bronze, pale gray

ARMCHAIR



MATERIALS

Indoor: rattan, nylon and steel
Outdoor: polyethylene, nylon and steel

INDOOR

Weight	10.5 kg / 23 lbs
Volume	0.23 m ³ (2 pcs in a box)

OUTDOOR

Weight	12 kg / 27 lbs
Volume	0.22 m ³ (2 pcs in a box)

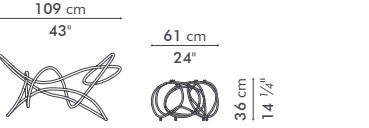
FABRIC REQUIREMENTS

seat:	1.05 m / 1.15 yds
-------	-------------------

COLORS / FINISHES

Indoor: aqua, bronze, lime green, pale gray,
rose, yellow
Outdoor: bronze, pale gray

COFFEE TABLE



MATERIALS

Indoor: rattan and steel

INDOOR

Weight	9 kg / 20 lbs
Volume	0.29 m ³

STANDARD GLASS

130 cm W x 80 cm D x 10 mm thk
(51 1/4" W x 31 1/2" D x 3/8" thk), pencil
edge

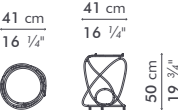
COLORS / FINISHES

Indoor: bronze, pale gray



NOODLE

END TABLE



MATERIALS

Indoor: rattan and steel

INDOOR

Weight	4 kg / 9 lbs
Volume	0.10 m ³

STANDARD GLASS

50 cm Ø x 10 mm thk
(19 3/4" Ø x 3/8" thk), pencil edge

COLORS / FINISHES

Indoor: bronze, pale gray

HANGING LAMP large



MATERIALS

Indoor: rattan, nylon and steel

INDOOR

Weight	6 kg / 13 lbs
Volume	0.59 m ³

LAMPING

Surface mounted pre-wired lamp
120V 60Hz or 230V 50Hz
Maximum wattage: 100 watts
150 cm / 59" cable wire

COLORS / FINISHES

Indoor: aqua, bronze, lime green, pale gray,
rose, yellow

HANGING LAMP medium



MATERIALS

Indoor: rattan, nylon and steel

INDOOR

Weight	3 kg / 7 lbs
Volume	0.26 m ³

LAMPING

Surface mounted pre-wired lamp
120V 60Hz or 230V 50Hz
Maximum wattage: 75 watts
150 cm / 59" cable wire

COLORS / FINISHES

Indoor: aqua, bronze, lime green, pale gray,
rose, yellow

HANGING LAMP small



MATERIALS

Indoor: rattan, nylon and steel

INDOOR

Weight	1.9 kg / 4 lbs
Volume	0.09 m ³

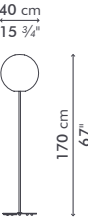
LAMPING

Surface mounted pre-wired lamp
120V 60Hz or 230V 50Hz
Maximum wattage: 75 watts
150 cm / 59" cable wire

COLORS / FINISHES

Indoor: aqua, bronze, lime green, pale gray,
rose, yellow

STANDING LAMP



MATERIALS

Indoor: rattan, nylon and steel

INDOOR

Weight	7.8 kg / 17 lbs
Volume	0.34 m ³

LAMPING

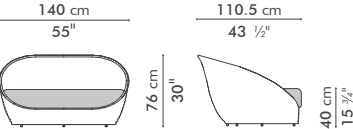
Portable pre-wired lamp
120V 60Hz or 230V 50Hz
Maximum wattage: 100 watts
200 cm / 78 3/4" power cord with foot switch

COLORS / FINISHES

Indoor: aqua, bronze, lime green, pale gray,
rose, yellow

OASIS

LOVESEAT



MATERIALS

Outdoor: polyethylene and aluminum

OUTDOOR

Weight	25.5 kg / 56 lbs
Volume	1.34 m ³

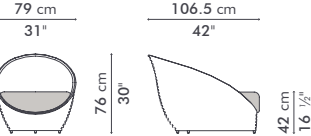
FABRIC REQUIREMENTS

seat:	3.60 m / 4.00 yds
pillows:	2pcs 61 x 61 cm / 24" x 24"
	1.40 m / 1.50 yds
	3pcs 51 x 51 cm / 20" x 20"
	1.80 m / 1.95 yds
	2pcs 49 x 33 cm / 19" x 13"
	1.20 m / 1.30 yds

COLORS / FINISHES

Outdoor: brown, whitewash

LOUNGE CHAIR



MATERIALS

Outdoor: polyethylene and aluminum

OUTDOOR

Weight	13 kg / 29 lbs
Volume	0.70 m ³

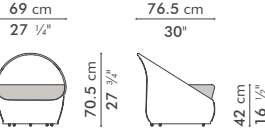
FABRIC REQUIREMENTS

seat:	2.40 m / 2.65 yds
pillows:	1pc 61 x 61 cm / 24" x 24"
	0.70 m / 0.75 yds
	1pc 49 x 33 cm / 19" x 13"
	0.60 m / 0.65 yds

COLORS / FINISHES

Outdoor: brown, whitewash

EASY ARMCHAIR



MATERIALS

Outdoor: polyethylene and aluminum

OUTDOOR

Weight	6.5 kg / 14 lbs
Volume	0.41 m ³

FABRIC REQUIREMENTS

seat:	1.35 m / 1.50 yds
pillows:	1pc 56 x 56 cm / 22" x 22"
	0.65 m / 0.70 yds

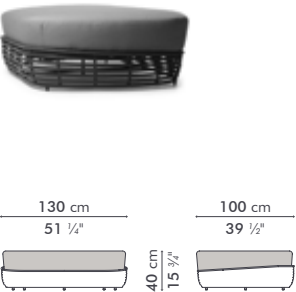
COLORS / FINISHES

Outdoor: brown, whitewash



OASIS

LOVESEAT OTTOMAN



MATERIALS
Outdoor: polyethylene and aluminum

OUTDOOR
Weight 12 kg / 27 lbs
Volume 0.63 m³

FABRIC REQUIREMENTS
seat: 3.05 m / 3.40 yds

COLORS / FINISHES
Outdoor: brown, whitewash

LOUNGE CHAIR OTTOMAN



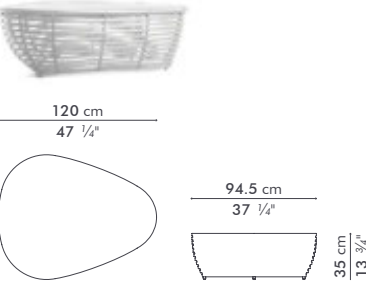
MATERIALS
Outdoor: polyethylene and aluminum

OUTDOOR
Weight 5.5 kg / 12 lbs
Volume 0.20 m³

FABRIC REQUIREMENTS
seat: 1.50 m / 1.65 yds

COLORS / FINISHES
Outdoor: brown, whitewash

COFFEE TABLE



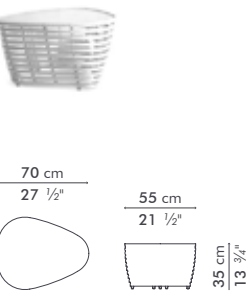
MATERIALS
Outdoor: polyethylene, nylon twine and aluminum

OUTDOOR
Weight 6.5 kg / 14 lbs
Volume 0.46 m³

STANDARD GLASS
118 cm W x 92.5 cm D x 10 mm thk
(46 1/2" W x 36 1/2" D x 3/8" thk), frosted, swiped edge

COLORS / FINISHES
Outdoor: brown, whitewash

END TABLE



MATERIALS
Outdoor: polyethylene, nylon and aluminum

OUTDOOR
Weight 3.5 kg / 8 lbs
Volume 0.16 m³

STANDARD GLASS
68 cm W x 53 cm D x 6 mm thk
(26 3/4" W x 20 3/4" D x 1/4" thk), frosted, swiped edge

COLORS / FINISHES
Outdoor: brown, whitewash

OPERETTA

PET LOUNGE



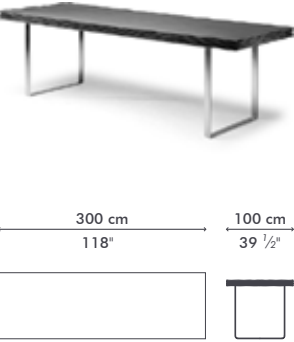
MATERIALS
Outdoor: polyethylene, nylon and steel

OUTDOOR
Weight 7.5 kg / 17 lbs
Volume 0.31 m³

COLORS / FINISHES
Outdoor: brown, whitewash

PARCHMENT

DINING TABLE large

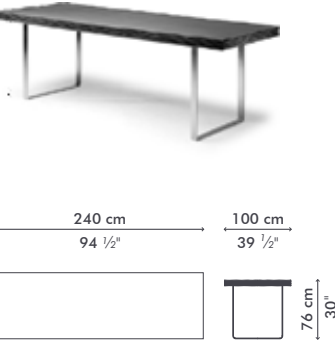


MATERIALS
Indoor: oak or walnut and stainless steel

INDOOR
Weight 57 kg / 126 lbs
Volume 0.71 m³

COLORS / FINISHES
Indoor: natural oak, natural walnut, dark brown

DINING TABLE regular

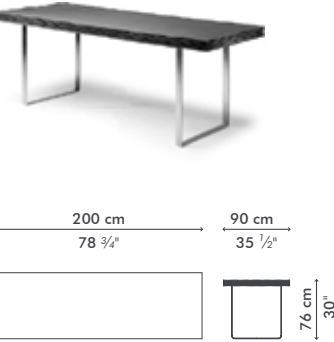


MATERIALS
Indoor: oak or walnut and stainless steel

INDOOR
Weight 56 kg / 123 lbs
Volume 0.57 m³

COLORS / FINISHES
Indoor: natural oak, natural walnut, dark brown

DINING TABLE small



MATERIALS
Indoor: oak or walnut and stainless steel

INDOOR
Weight 55 kg / 121 lbs
Volume 0.43 m³

COLORS / FINISHES
Indoor: natural oak, natural walnut, dark brown



PARCHMENT

BAR CABINET



MATERIALS

Indoor: oak or walnut and stainless steel

INDOOR

Weight	51 kg / 112 lbs
Volume	0.57 m ³

COLORS / FINISHES

Indoor: natural oak, natural walnut,
dark brown

CABINET



MATERIALS

Indoor: oak or walnut and stainless steel

INDOOR

Weight	54 kg / 119 lbs
Volume	0.57 m ³

COLORS / FINISHES

Indoor: natural oak, natural walnut,
dark brown

DRESSER



MATERIALS

Indoor: oak or walnut and stainless steel


INDOOR

Weight	70 kg / 154 lbs
Volume	0.89 m ³

COLORS / FINISHES

Indoor: natural oak, natural walnut,
dark brown

BUFFET CABINET large



MATERIALS

Indoor: oak or walnut and stainless steel


INDOOR

Weight	143 kg / 315 lbs
Volume	1.26 m ³

COLORS / FINISHES

Indoor: natural oak, natural walnut,
dark brown

BUFFET CABINET regular



MATERIALS

Indoor: oak or walnut and stainless steel

INDOOR

Weight	68.5 kg / 151 lbs
Volume	0.95 m ³

COLORS / FINISHES

Indoor: natural oak, natural walnut,
dark brown

PEBBLE

COFFEE TABLE medium



MATERIALS

Indoor: macassar or walnut or khaya
and steel

INDOOR

Weight	5 kg / 11 lbs
Volume	0.15 m ³

COLORS / FINISHES

Indoor: natural macassar, natural walnut,
black

COFFEE TABLE small



MATERIALS

Indoor: macassar or walnut or khaya
and steel

INDOOR

Weight	3.5 kg / 8 lbs
Volume	0.14 m ³

COLORS / FINISHES

Indoor: natural macassar, natural walnut,
black

END TABLE high



MATERIALS

Indoor: macassar or walnut or khaya
and steel

INDOOR

Weight	3 kg / 7 lbs
Volume	0.15 m ³

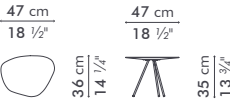
COLORS / FINISHES

Indoor: natural macassar, natural walnut,
black



PEBBLE

END TABLE low



MATERIALS

Indoor: macassar or walnut or khaya and steel

INDOOR

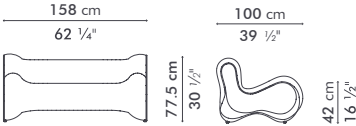
Weight	2.5 kg / 6 lbs
Volume	0.12 m ³

COLORS / FINISHES

Indoor: natural macassar, natural walnut, black

PIGALLE

LOVESEAT



MATERIALS

Indoor: abaca, nylon and steel
Outdoor: polyethylene, nylon and steel

INDOOR

Weight	34 kg / 75 lbs
Volume	1.42 m ³

OUTDOOR

Weight	38 kg / 84 lbs
Volume	1.37 m ³

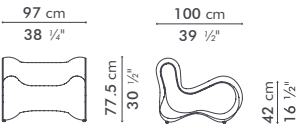
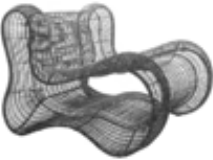
FABRIC REQUIREMENTS

seat:	3.45 m / 3.85 yds
-------	-------------------

COLORS / FINISHES

Indoor: brown, natural
Outdoor: brown, natural

EASY ARMCHAIR



MATERIALS

Indoor: abaca, nylon and steel
Outdoor: polyethylene, nylon and steel

INDOOR

Weight	22 kg / 49 lbs
Volume	0.86 m ³

OUTDOOR

Weight	25 kg / 55 lbs
Volume	0.84 m ³

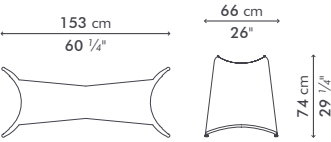
FABRIC REQUIREMENTS

seat:	1.90 m / 2.10 yds
-------	-------------------

COLORS / FINISHES

Indoor: brown, natural
Outdoor: brown, natural

DINING TABLE rectangular



MATERIALS

Indoor: abaca, nylon and steel
Outdoor: polyethylene, nylon and steel

INDOOR

Weight	14 kg / 31 lbs
Volume	0.93 m ³

OUTDOOR

Weight	16 kg / 35 lbs
Volume	0.90 m ³

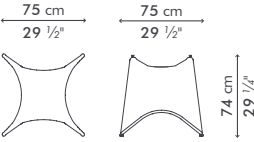
STANDARD GLASS

200 cm W x 100 cm D x 12 mm thk
(78 3/4" W x 39 1/2" D x 1/2" thk), pencil edge

COLORS / FINISHES

Indoor: brown, natural
Outdoor: brown, natural

DINING TABLE square



MATERIALS

Indoor: abaca, nylon and steel
Outdoor: polyethylene, nylon and steel

INDOOR

Weight	10 kg / 22 lbs
Volume	0.52 m ³

OUTDOOR

Weight	12 kg / 26 lbs
Volume	0.49 m ³

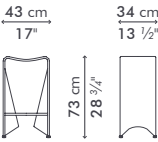
STANDARD GLASS

100 cm W x 100 cm D x 12 mm thk
(39 1/2" W x 39 1/2" D x 1/2" thk), pencil edge

COLORS / FINISHES

Indoor: brown, natural
Outdoor: brown, natural

BARSTOOL



MATERIALS

Indoor: abaca, nylon, stainless steel and steel
Outdoor: polyethylene, nylon, stainless steel and steel

INDOOR

Weight	6 kg / 13 lbs
Volume	0.13 m ³

OUTDOOR

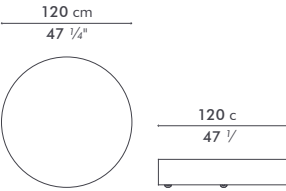
Weight	7,5 kg / 17 lbs
Volume	0.13 m ³

COLORS / FINISHES

Indoor: brown, natural
Outdoor: brown, natural

PIROUETTE

COFFEE TABLE large



MATERIALS

Indoor: hand carved HDF (high-density fiberboard)

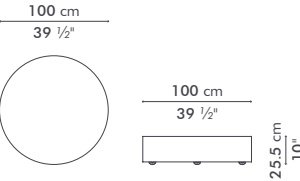
INDOOR

Weight	28 kg / 62 lbs
Volume	0.48 m ³

COLORS / FINISHES

Indoor: white

COFFEE TABLE medium



MATERIALS

Indoor: hand carved HDF (high-density fiberboard)

INDOOR

Weight	20 kg / 44 lbs
Volume	0.34 m ³

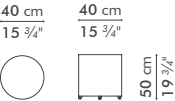
COLORS / FINISHES

Indoor: white



PIROUETTE

END TABLE medium



MATERIALS

Indoor: hand carved HDF (high-density fiberboard)

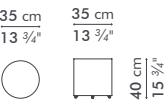
INDOOR

Weight	7 kg / 16 lbs
Volume	0.12 m³

COLORS / FINISHES

Indoor: white

END TABLE small



MATERIALS

Indoor: hand carved HDF (high-density fiberboard)

INDOOR

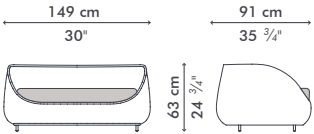
Weight	5 kg / 11 lbs
Volume	0.08 m³

COLORS / FINISHES

Indoor: white

RAPUNZEL

LOVESEAT



MATERIALS

Indoor: wool, urethane foam and stainless steel
Outdoor: acrylic fabric, outdoor foam and stainless steel

INDOOR

Weight	33 kg / 73 lbs
Volume	0.93 m³

OUTDOOR

Weight	33 kg / 73 lbs
Volume	0.93 m³

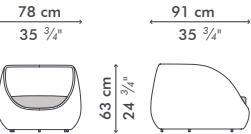
FABRIC REQUIREMENTS

seat:	4.40 m / 4.90 yds
-------	-------------------

COLORS / FINISHES

Indoor: charcoal, plum, sand
Outdoor: yellow, silver, pale gray

EASY ARMCHAIR



MATERIALS

Indoor: wool, urethane foam and stainless steel
Outdoor: acrylic fabric, outdoor foam and stainless steel

INDOOR

Weight	18.5 kg / 41 lbs
Volume	0.47 m³

OUTDOOR

Weight	18.5 kg / 41 lbs
Volume	0.47 m³

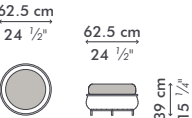
FABRIC REQUIREMENTS

seat:	2.70 m / 2.95 yds
-------	-------------------

COLORS / FINISHES

Indoor: charcoal, plum, sand
Outdoor: yellow, silver, pale gray

OTTOMAN



MATERIALS

Indoor: wool, urethane foam and stainless steel
Outdoor: acrylic fabric, outdoor foam and stainless steel

INDOOR

Weight	6 kg / 13 lbs
Volume	0.17 m³

OUTDOOR

Weight	6 kg / 13 lbs
Volume	0.17 m³

FABRIC REQUIREMENTS

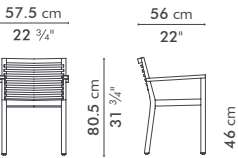
seat:	1.20 m / 1.30 yds
-------	-------------------

COLORS / FINISHES

Indoor: charcoal, plum, sand
Outdoor: yellow, silver, pale gray

RETASO

ARMCHAIR



MATERIALS

Indoor: maple with walnut

INDOOR

Weight	8 kg / 18 lbs
Volume	0.34 m³

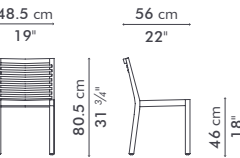
FABRIC REQUIREMENTS

seat:	0.55 m / 0.60 yds
-------	-------------------

COLORS / FINISHES

Indoor: dark brown, natural walnut

SIDE CHAIR



MATERIALS

Indoor: maple with walnut

INDOOR

Weight	7 kg / 15 lbs
Volume	0.40 m³ (2 pcs in a box)

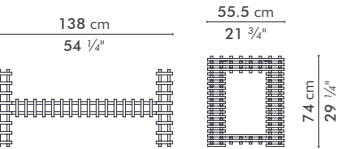
FABRIC REQUIREMENTS

seat:	0.55 m / 0.60 yds
-------	-------------------

COLORS / FINISHES

Indoor: dark brown, natural walnut

DINING TABLE rectangular



MATERIALS

Indoor: maple or walnut

INDOOR

Weight	23 kg / 51 lbs
Volume	0.71 m³

STANDARD GLASS

200 cm W x 110 cm D x 10 mm thk
(78 3/4" W x 43 3/4" D x 3/8" thk), pencil edge

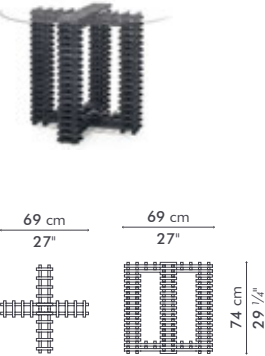
COLORS / FINISHES

Indoor: dark brown, natural walnut



RETASO

DINING TABLE round



MATERIALS

Indoor: maple or walnut

INDOOR

Weight	15 kg / 33 lbs
Volume	0.32 m³

STANDARD GLASS

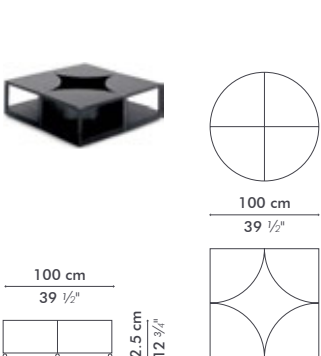
106.5 cm Ø x 10 mm thk
(42" Ø x 3/8" thk), pencil edge

COLORS / FINISHES

Indoor: dark brown, natural walnut

STITCHES

COFFEE TABLE



MATERIALS

Indoor: reconstituted leather and plywood

INDOOR

Weight	24 kg / 53 lbs
Volume	0.45 m³

COLORS / FINISHES

Indoor: brown

DRUM TABLE



MATERIALS

Indoor: reconstituted leather and plywood

INDOOR

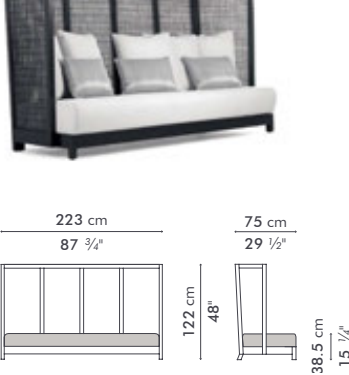
Weight	9 kg / 20 lbs
Volume	0.16 m³

COLORS / FINISHES

Indoor: brown

SUZY WONG

SOFA high back



MATERIALS

Indoor: abaca, rattan and maple
or lampakanai, rattan and walnut

INDOOR

Weight	56 kg / 123 lbs
Volume	1.10 m³

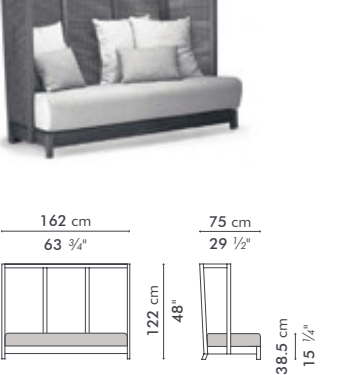
FABRIC REQUIREMENTS

seat:	4.50 m / 5.00 yds
pillows:	4pcs 56 x 56 cm / 22" x 22"
	2.60 m / 2.80 yds
	3pcs 49 x 33 cm / 19" x 13"
	1.20 m / 1.30 yds

COLORS / FINISHES

Indoor: dark brown, natural walnut

LOVESEAT high back



MATERIALS

Indoor: abaca, rattan and maple
or lampakanai, rattan and walnut

INDOOR

Weight	43 kg / 95 lbs
Volume	0.79 m³

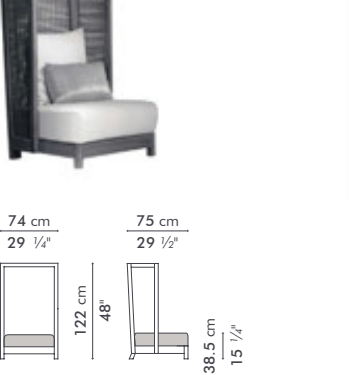
FABRIC REQUIREMENTS

seat:	3.30 m / 3.65 yds
pillows:	3pcs 56 x 56 cm / 22" x 22"
	1.95 m / 2.10 yds
	2pcs 49 x 33 cm / 19" x 13"
	1.20 m / 1.30 yds

COLORS / FINISHES

Indoor: dark brown, natural walnut

EASY ARMCHAIR high back



MATERIALS

Indoor: abaca, rattan and maple
or lampakanai, rattan and walnut

INDOOR

Weight	32.5 kg / 72 lbs
Volume	0.38 m³

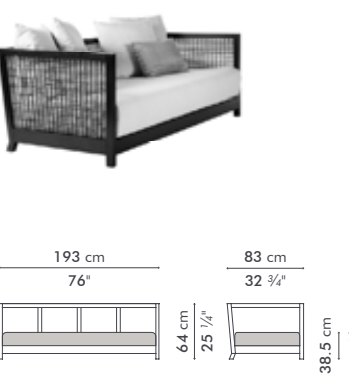
FABRIC REQUIREMENTS

seat:	1.50 m / 1.65 yds
pillows:	1pc 56 x 56 cm / 22" x 22"
	0.65 m / 0.70 yds
	1pc 49 x 33 cm / 19" x 13"
	0.60 m / 0.65 yds

COLORS / FINISHES

Indoor: dark brown, natural walnut

SOFA low back



MATERIALS

Indoor: abaca, rattan and maple
or lampakanai, rattan and walnut

INDOOR

Weight	50 kg / 110 lbs
Volume	1.27 m³

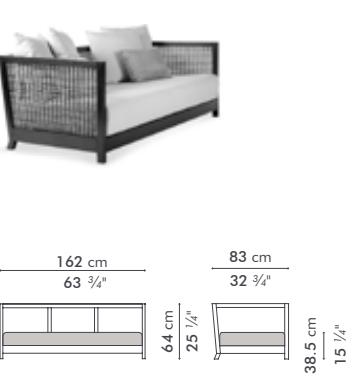
FABRIC REQUIREMENTS

seat:	3.80 m / 4.20 yds
pillows:	4pcs 56 x 56 cm / 22" x 22"
	2.60 m / 2.80 yds
	3pcs 49 x 33 cm / 19" x 13"
	1.20 m / 1.30 yds

COLORS / FINISHES

Indoor: dark brown, natural walnut

LOVESEAT low back



MATERIALS

Indoor: abaca, rattan and maple
or lampakanai, rattan and walnut

INDOOR

Weight	40 kg / 88 lbs
Volume	0.97 m³

FABRIC REQUIREMENTS

seat:	3.30 m / 3.65 yds
pillows:	3pcs 56 x 56 cm / 22" x 22"
	1.95 m / 2.10 yds
	2pcs 49 x 33 cm / 19" x 13"
	1.20 m / 1.30 yds

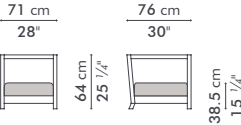
COLORS / FINISHES

Indoor: dark brown, natural walnut



SUZY WONG

EASY ARMCHAIR low back



MATERIALS

Indoor: abaca, rattan and maple
or lampakanai, rattan and walnut

INDOOR

Weight	29.5 kg / 65 lbs
Volume	0.43 m³

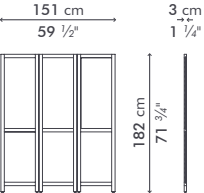
FABRIC REQUIREMENTS

seat:	1.50 m / 1.65 yds
pillows: 1pc	56 x 56 cm / 22" x 22"
	0.65 m / 0.70 yds
1pc	49 x 33 cm / 19" x 13"
	0.60 m / 0.65 yds

COLORS / FINISHES

Indoor: dark brown, natural walnut

SCREEN



MATERIALS

Indoor: abaca, rattan and maple
or lampakanai, rattan and walnut

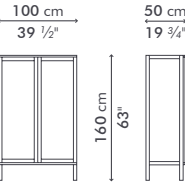
INDOOR

Weight	10 kg / 22 lbs
Volume	0.17 m³

COLORS / FINISHES

Indoor: dark brown, natural walnut

CABINET



MATERIALS

Indoor: abaca, rattan and maple
or lampakanai, rattan and walnut

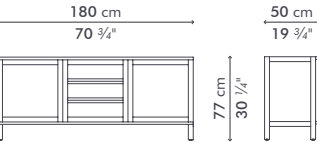
INDOOR

Weight	41 kg / 90 lbs
Volume	1.05 m³

COLORS / FINISHES

Indoor: dark brown, natural walnut

BUFFET CABINET



MATERIALS

Indoor: abaca, rattan and maple
or lampakanai, rattan and walnut

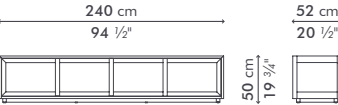
INDOOR

Weight	42 kg / 93 lbs
Volume	0.88 m³

COLORS / FINISHES

Indoor: dark brown, natural walnut

ENTERTAINMENT CONSOLE regular



MATERIALS

Indoor: abaca, rattan and maple
or lampakanai, rattan and walnut

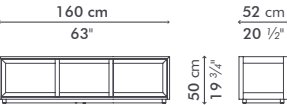
INDOOR

Weight	65 kg / 143 lbs
Volume	0.83 m³

COLORS / FINISHES

Indoor: dark brown, natural walnut

ENTERTAINMENT CONSOLE small



MATERIALS

Indoor: abaca, rattan and maple
or lampakanai, rattan and walnut

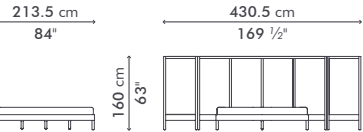
INDOOR

Weight	43 kg / 95 lbs
Volume	0.55 m³

COLORS / FINISHES

Indoor: dark brown, natural walnut

BED american king



MATERIALS

Indoor: abaca, rattan and maple
or lampakanai, rattan and walnut

INDOOR

Weight	79.5 kg / 175 lbs
Volume	1.04 m³ (2 boxes)

MATTRESS

203 cm L x 193 cm W x 20-30 cm H
(80" L x 76" W x 8-12" H)

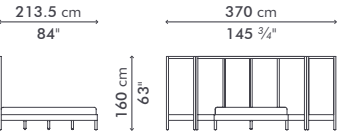
INSIDE MEASUREMENT

207 cm L x 197 cm W
(81 1/2" L x 77 1/2" W)

COLORS / FINISHES

Indoor: dark brown, natural walnut

BED american queen



MATERIALS

Indoor: abaca, rattan and maple
or lampakanai, rattan and walnut

INDOOR

Weight	77 kg / 170 lbs
Volume	0.93 m³ (2 boxes)

MATTRESS

203 cm L x 152.5 cm W x 20-30 cm H
(80" L x 60" W x 8-12" H)

INSIDE MEASUREMENT

207 cm L x 156.5 cm W
(81 1/2" L x 61 1/2" W)

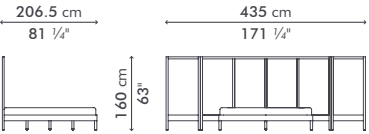
COLORS / FINISHES

Indoor: dark brown, natural walnut



SUZY WONG

BED european extra king



MATERIALS

Indoor: abaca, rattan and maple
or lampakanai, rattan and walnut

INDOOR

Weight 88.5 kg / 195 lbs
Volume 1.05 m³ (2 boxes)

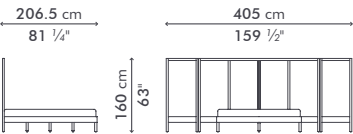
MATTRESS

200 cm L x 200 cm W x 20-30 cm H
(78 ¾" L x 78 ¾" W x 8-12" H)

COLORS / FINISHES

Indoor: dark brown, natural walnut

BED european king



MATERIALS

Indoor: abaca, rattan and maple
or lampakanai, rattan and walnut

INDOOR

Weight 83.5 kg / 184 lbs
Volume 0.99 m³ (2 boxes)

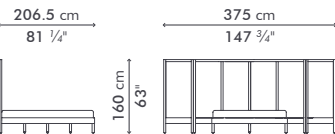
MATTRESS

200 cm L x 180 cm W x 20-30 cm H
(78 ¾" L x 70 ¾" W x 8-12" H)

COLORS / FINISHES

Indoor: dark brown, natural walnut

BED european queen



MATERIALS

Indoor: abaca, rattan and maple
or lampakanai, rattan and walnut

INDOOR

Weight 80 kg / 176 lbs
Volume 0.93 m³ (2boxes)

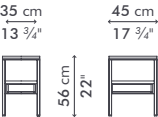
MATTRESS

200 cm L x 160 cm W x 20-30 cm H
(78 ¾" L x 63" W x 8-12" H)

COLORS / FINISHES

Indoor: dark brown, natural walnut

NIGHT TABLE



MATERIALS

Indoor: walnut or maple and stainless steel

INDOOR

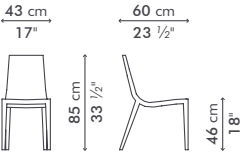
Weight 11 kg / 24 lbs
Volume 0.15 m³

COLORS / FINISHES

Indoor: dark brown, natural walnut

TERRA

SIDE CHAIR



MATERIALS

Indoor: abaca and maple or reconstituted
leather and maple

INDOOR

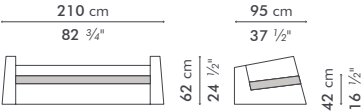
Weight 6 kg / 13 lbs
Volume 0.42 m³ (2 pcs in a box)

COLORS / FINISHES

Indoor: brown

TILT!

SOFA



MATERIALS

Indoor: maple or walnut

INDOOR

Weight 41 kg / 90 lbs
Volume 1.32 m³

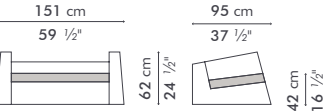
FABRIC REQUIREMENTS

5.60 m / 6.25 yds

COLORS / FINISHES

Indoor: dark brown, natural walnut

LOVESEAT



MATERIALS

Indoor: maple or walnut

INDOOR

Weight 30 kg / 66 lbs
Volume 0.98 m³

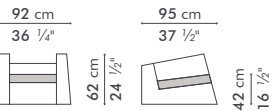
FABRIC REQUIREMENTS

4.00 m / 4.45 yds

COLORS / FINISHES

Indoor: dark brown, natural walnut

EASY ARMCHAIR



MATERIALS

Indoor: maple or walnut

INDOOR

Weight 19 kg / 42 lbs
Volume 0.60 m³

FABRIC REQUIREMENTS

1.90 m / 2.10 yds

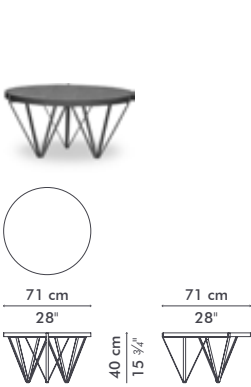
COLORS / FINISHES

Indoor: dark brown, natural walnut



TRIAGE

COFFEE TABLE



MATERIALS

Indoor: oak and steel

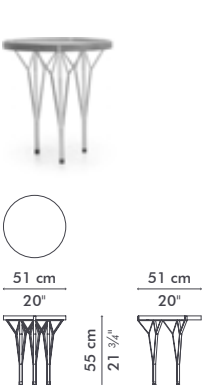
INDOOR

Weight	11 kg / 24 lbs
Volume	0.25 m ³

COLORS / FINISHES

Indoor: natural oak, brown, dark brown
with silver or black base

END TABLE high



MATERIALS

Indoor: oak and steel

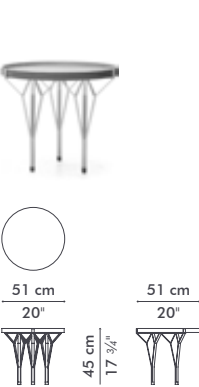
INDOOR

Weight	5 kg / 11 lbs
Volume	0.14 m ³

COLORS / FINISHES

Indoor: natural oak, brown, dark brown
with silver or black base

END TABLE low



MATERIALS

Indoor: oak and steel

INDOOR

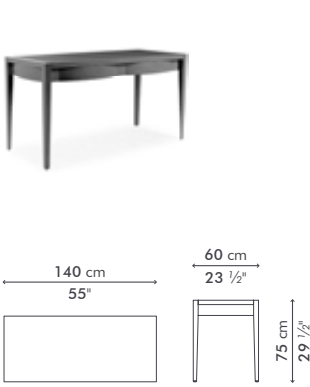
Weight	5 kg / 11 lbs
Volume	0.17 m ³

COLORS / FINISHES

Indoor: natural oak, brown, dark brown
with silver or black base

VAÑA

WRITING DESK



MATERIALS

Indoor: oak

INDOOR

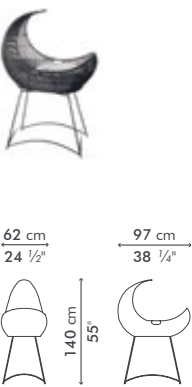
Weight	29 kg / 64 lbs
Volume	0.80 m ³

COLORS / FINISHES

Indoor: natural oak, brown, dark brown

LE PETIT VOYAGE

CRIB



MATERIALS

Indoor: abaca or buri, nylon and steel

INDOOR

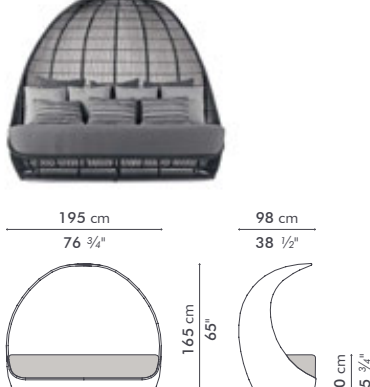
Weight	12 kg / 26 lbs
Volume	0.74 m ³

COLORS / FINISHES

Indoor: brown

VOYAGE

DAYBED



MATERIALS

Outdoor: polyethylene, nylon and steel

OUTDOOR

Weight	52.5 kg / 116 lbs
Volume	3.33 m ³

FABRIC REQUIREMENTS

seat:	4.45 m / 4.95 yds
pillows:	3pcs 56 x 56 cm / 22" x 22"
	1.95 m / 2.10 yds
	4pcs 46 x 46 cm / 18" x 18"
	2.20 m / 2.40 yds
	3pcs 49 x 33 cm / 19" x 13"
	1.20 m / 1.30 yds

COLORS / FINISHES

Outdoor: brown, whitewash

BED american king



MATERIALS

Indoor: abaca or buri, nylon and steel

INDOOR

Weight	94.5 kg / 208 lbs
Volume	4.89 m ³

MATTRESS

203 cm L x 193 cm W x 20-30 cm H
(80" L x 76" W x 8-12" H)

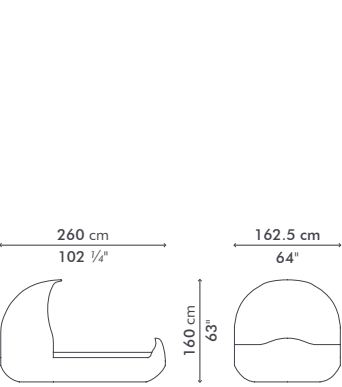
INSIDE MEASUREMENT

207 cm L x 197 cm W
(81 1/2" L x 77 1/2" W)

COLORS / FINISHES

Indoor: brown

BED american queen



MATERIALS

Indoor: abaca or buri, nylon and steel

INDOOR

Weight	76.5 kg / 169 lbs
Volume	4.10 m ³

MATTRESS

203 cm L x 152.5 cm W x 20-30 cm H
(80" L x 60" W x 8-12" H)

INSIDE MEASUREMENT

207 cm L x 156.5 cm W
(81 1/2" L x 61 1/2" W)

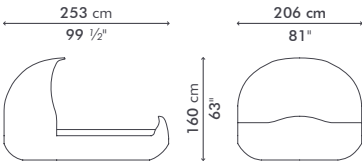
COLORS / FINISHES

Indoor: brown



VOYAGE

BED european extra king



MATERIALS

Indoor: abaca or buri, nylon and steel

INDOOR

Weight	96 kg / 212 lbs
Volume	5.01 m ³

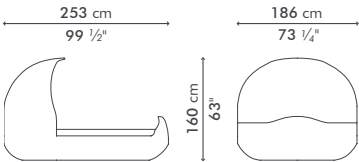
MATTRESS

200 cm L x 200 cm W x 20-30 cm H
(78 3/4" L x 78 3/4" W x 8-12" H)

COLORS / FINISHES

Indoor: brown

BED european king



MATERIALS

Indoor: abaca or buri, nylon and steel

INDOOR

Weight	90.5 kg / 200 lbs
Volume	4.85 m ³

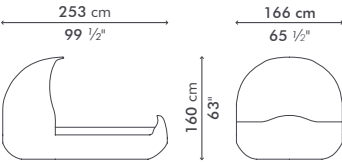
MATTRESS

200 cm L x 180 cm W x 20-30 cm H
(78 3/4" L x 70 3/4" W x 8-12" H)

COLORS / FINISHES

Indoor: brown

BED european queen



MATERIALS

Indoor: abaca or buri, nylon and steel

INDOOR

Weight	77 kg / 170 lbs
Volume	4.10 m ³

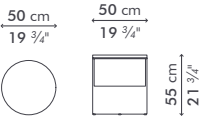
MATTRESS

200 cm L x 160 cm W x 20-30 cm H
(78 3/4" L x 63" W x 8-12" H)

COLORS / FINISHES

Indoor: brown

NIGHT TABLE



MATERIALS

Indoor: abaca or buri, nylon, steel and oak

INDOOR

Weight	8 kg / 18 lbs
Volume	0.17 m ³

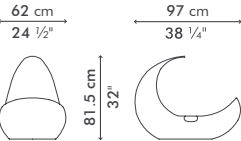
STANDARD /GLASS

TOP 48 cm Ø x 6 mm thk
(19" Ø x 1/4" thk), frosted,
swiped edge
SHELF 45 cm Ø x 6 mm thk
(17 3/4" Ø x 1/4" thk), frosted,
swiped edge

COLORS / FINISHES

Indoor: brown

PET BED



MATERIALS

Outdoor: polyethylene, nylon and steel

OUTDOOR

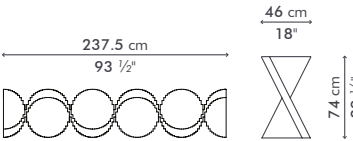
Weight	8 kg / 18 lbs
Volume	0.53 m ³

COLORS / FINISHES

Outdoor: brown, whitewash

WAVE

DINING TABLE large



MATERIALS

Indoor: ash or maple or walnut

INDOOR

Weight	84 kg / 185 lbs
Volume	1.48 m ³

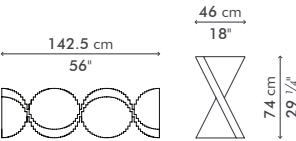
STANDARD GLASS

300 cm W x 110 cm D x 12 mm thk
(118" W x 43 1/4" D x 1/2" thk), pencil edge

COLORS / FINISHES

Indoor: natural walnut , dark brown

DINING TABLE medium



MATERIALS

Indoor: ash or maple or walnut

INDOOR

Weight	52.5 kg / 116 lbs
Volume	0.91 m ³

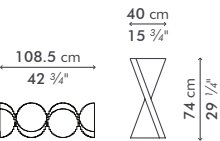
STANDARD GLASS

200 cm W x 100 cm D x 12 mm thk
(78 3/4" W x 39 1/2" D x 1/2" thk), pencil edge

COLORS / FINISHES

Indoor: natural walnut , dark brown

DINING TABLE small



MATERIALS

Indoor: ash or maple or walnut

INDOOR

Weight	40 kg / 88 lbs
Volume	0.41 m ³

STANDARD GLASS

160 cm W x 80 cm D x 12 mm thk
(63" W x 31 1/2" D x 1/2" thk), pencil edge

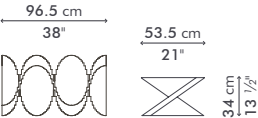
COLORS / FINISHES

Indoor: natural walnut ,dark brown



WAVE

COFFEE TABLE



MATERIALS

Indoor: ash or maple or walnut

INDOOR

Weight	24 kg / 53 lbs
Volume	0.23 m ³

STANDARD GLASS

120 cm W x 70 cm D x 10 mm thk
(47 3/4" W x 27 1/2" D x 3/8" thk), pencil edge

COLORS / FINISHES

Indoor: natural walnut ,dark brown

END TABLE



MATERIALS

Indoor: ash or maple or walnut

INDOOR

Weight	11 kg / 24 lbs
Volume	0.11 m ³

STANDARD GLASS

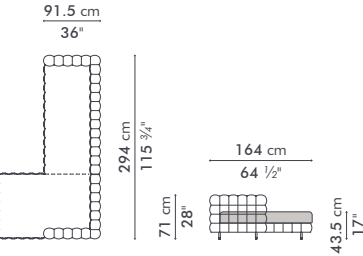
50 cm W x 50 cm D x 10 mm thk
(19 3/4" W x 19 3/4" D x 3/8" thk), pencil edge

COLORS / FINISHES

Indoor: natural walnut ,dark brown

YIN & YANG

L-SOFA



MATERIALS

Indoor: rattan peel, rattan, steel and stainless steel

Outdoor: polyethylene, steel and stainless steel

INDOOR

Weight	75 kg / 165 lbs
Volume	2.79 m ³ (2 boxes)

OUTDOOR

Weight	79 kg / 175 lbs
Volume	2.71 m ³ (2 boxes)

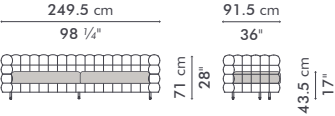
FABRIC REQUIREMENTS

9.70 m / 10.80 yds

COLORS / FINISHES

Indoor: brown, natural
Outdoor: brown, natural

SOFA extra large



MATERIALS

Indoor: rattan peel, rattan, steel and stainless steel

Outdoor: polyethylene, steel and stainless steel

INDOOR

Weight	55 kg / 121 lbs
Volume	1.81 m ³

OUTDOOR

Weight	58 kg / 128 lbs
Volume	1.76 m ³

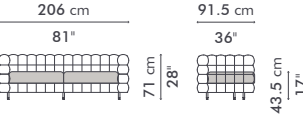

FABRIC REQUIREMENTS

6.40 m / 7.10 yds

COLORS / FINISHES

Indoor: brown, natural
Outdoor: brown, natural

SOFA deep



MATERIALS

Indoor: rattan peel, rattan, steel and stainless steel

Outdoor: polyethylene, steel and stainless steel

INDOOR

Weight	51 kg / 112 lbs
Volume	1.50 m ³

OUTDOOR

Weight	53 kg / 117 lbs
Volume	1.45 m ³

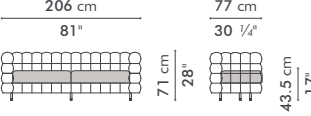

FABRIC REQUIREMENTS

4.85 m / 5.40 yds

COLORS / FINISHES

Indoor: brown, natural
Outdoor: brown, natural

SOFA regular



MATERIALS

Indoor: rattan peel, rattan, steel and stainless steel

Outdoor: polyethylene, steel and stainless steel

INDOOR

Weight	47 kg / 104 lbs
Volume	1.28 m ³

OUTDOOR

Weight	49 kg / 108 lbs
Volume	1.24 m ³

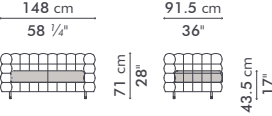
FABRIC REQUIREMENTS

6.00 m / 6.70 yds

COLORS / FINISHES

Indoor: brown, natural
Outdoor: brown, natural

LOVESEAT deep



MATERIALS

Indoor: rattan peel, rattan, steel and stainless steel

Outdoor: polyethylene, steel and stainless steel

INDOOR

Weight	30 kg / 66 lbs
Volume	1.08 m ³

OUTDOOR

Weight	34 kg / 75 lbs
Volume	1.05 m ³

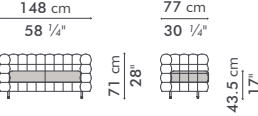
FABRIC REQUIREMENTS

3.70 m / 4.10 yds

COLORS / FINISHES

Indoor: brown, natural
Outdoor: brown, natural

LOVESEAT regular



MATERIALS

Indoor: rattan peel, rattan, steel and stainless steel

Outdoor: polyethylene, steel and stainless steel

INDOOR

Weight	27.5 kg / 61 lbs
Volume	0.92 m ³

OUTDOOR

Weight	31 kg / 68 lbs
Volume	0.89 m ³

FABRIC REQUIREMENTS

4.00 m / 4.45 yds

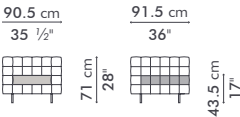
COLORS / FINISHES

Indoor: brown, natural
Outdoor: brown, natural



YIN & YANG

EASY ARMCHAIR deep



MATERIALS

Indoor: rattan peel, rattan, steel and stainless steel
Outdoor: polyethylene, steel and stainless steel

INDOOR	
Weight	29 kg / 64 lbs
Volume	0.68 m³

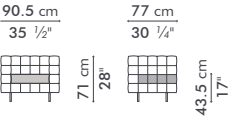
OUTDOOR	
Weight	29.5 kg / 65 lbs
Volume	0.65 m³

FABRIC REQUIREMENTS	
seat:	1.80 m / 2.00 yds

COLORS / FINISHES

Indoor: brown, natural
Outdoor: brown, natural

EASY ARMCHAIR regular



MATERIALS

Indoor: rattan peel, rattan, steel and stainless steel
Outdoor: polyethylene, steel and stainless steel

INDOOR	
Weight	23 kg / 51 lbs
Volume	0.58 m³

OUTDOOR	
Weight	25 kg / 55 lbs
Volume	0.56 m³

FABRIC REQUIREMENTS	
seat:	2.20 m / 2.45 yds

COLORS / FINISHES

Indoor: brown, natural
Outdoor: brown, natural

OTTOMAN large



MATERIALS

Indoor: rattan peel, rattan, steel and stainless steel
Outdoor: polyethylene, steel and stainless steel

INDOOR	
Weight	14 kg / 31 lbs
Volume	0.41 m³

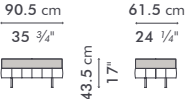
OUTDOOR	
Weight	15 kg / 33 lbs
Volume	0.39 m³

FABRIC REQUIREMENTS	
seat:	2.20 m / 2.45 yds

COLORS / FINISHES

Indoor: brown, natural
Outdoor: brown, natural

OTTOMAN regular



MATERIALS

Indoor: rattan peel, rattan, steel and stainless steel
Outdoor: polyethylene, steel and stainless steel

INDOOR	
Weight	13 kg / 29 lbs
Volume	0.28 m³

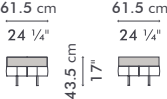
OUTDOOR	
Weight	14 kg / 31 lbs
Volume	0.27 m³

FABRIC REQUIREMENTS	
seat:	1.90 m / 2.10 yds

COLORS / FINISHES

Indoor: brown, natural
Outdoor: brown, natural

OTTOMAN small



MATERIALS

Indoor: rattan peel, rattan, steel and stainless steel
Outdoor: polyethylene, steel and stainless steel

INDOOR	
Weight	10 kg / 22 lbs
Volume	0.20 m³

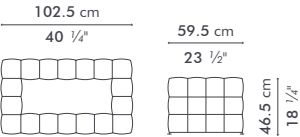

OUTDOOR	
Weight	11 kg / 24 lbs
Volume	0.19 m³

FABRIC REQUIREMENTS	
seat:	1.35 m / 1.50 yds

COLORS / FINISHES

Indoor: brown, natural
Outdoor: brown, natural

COFFEE TABLE regular



MATERIALS

Indoor: rattan peel, rattan, and steel
Outdoor: polyethylene and steel

INDOOR	
Weight	19.5 kg / 43 lbs
Volume	0.56 m³

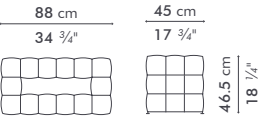
OUTDOOR	
Weight	21 kg / 46 lbs
Volume	0.54 m³

STANDARD GLASS	
120 cm W x 80 cm D x 10 mm thk (47 3/4" W x 31 1/2" D x 3/8" thk), pencil edge	

COLORS / FINISHES

Indoor: brown, natural
Outdoor: brown, natural

COFFEE TABLE small, tall



MATERIALS

Indoor: rattan peel, rattan, and steel
Outdoor: polyethylene and steel

INDOOR	
Weight	21.5 kg / 47 lbs
Volume	0.23 m³

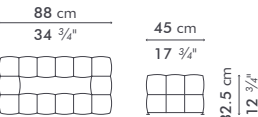
OUTDOOR	
Weight	23 kg / 51 lbs
Volume	0.21 m³

STANDARD GLASS	
105 cm W x 80 cm D x 10 mm thk (41 3/4" W x 31 1/2" D x 3/8" thk), pencil edge	

COLORS / FINISHES

Indoor: brown, natural
Outdoor: brown, natural

COFFEE TABLE small, short



MATERIALS

Indoor: rattan peel, rattan, and steel
Outdoor: polyethylene and steel

INDOOR	
Weight	15.5 kg / 34 lbs
Volume	0.16 m³

OUTDOOR	
Weight	17 kg / 38 lbs
Volume	0.15 m³

STANDARD GLASS	
105 cm W x 80 cm D x 10 mm thk (41 3/4" W x 31 1/2" D x 3/8" thk), pencil edge	

COLORS / FINISHES

Indoor: brown, natural
Outdoor: brown, natural



YIN & YANG

END TABLE tall



MATERIALS

Indoor: rattan peel, rattan, and steel
Outdoor: polyethylene and steel

INDOOR

Weight 5 kg / 11 lbs
Volume 0.09 m³

OUTDOOR

Weight 5.5 kg / 12 lbs
Volume 0.08 m³

STANDARD GLASS

50 cm W x 50 cm D x 6 mm thk
(19 ¾" W x 19 ¾" D x 1/4" thk), pencil edge

COLORS / FINISHES

Indoor: brown, natural
Outdoor: brown, natural

END TABLE short



MATERIALS

Indoor: rattan peel, rattan, and steel
Outdoor: polyethylene and steel

INDOOR

Weight 4 kg / 9 lbs
Volume 0.07 m³

OUTDOOR

Weight 4.5 kg / 10 lbs
Volume 0.06 m³


STANDARD GLASS

50 cm W x 50 cm D x 6 mm thk
(19 ¾" W x 19 ¾" D x 1/4" thk), pencil edge

COLORS / FINISHES

Indoor: brown, natural
Outdoor: brown, natural

DINING TABLE rectangular



MATERIALS

Indoor: rattan peel, rattan and steel
Outdoor: polyethylene and steel

INDOOR

Weight 41 kg / 90 lbs
Volume 0.94 m³

OUTDOOR

Weight 43 kg / 95 lbs
Volume 0.91 m³


STANDARD GLASS

223.5 cm W x 137 cm D x 12 mm thk
(88" W x 54" D x 1/2" thk), pencil edge

COLORS / FINISHES

Indoor: brown, natural
Outdoor: brown, natural

DINING TABLE square regular



MATERIALS

Indoor: rattan peel, rattan and steel
Outdoor: polyethylene and steel

INDOOR

Weight 24 kg / 53 lbs
Volume 0.49 m³

OUTDOOR

Weight 26 kg / 57 lbs
Volume 0.47 m³

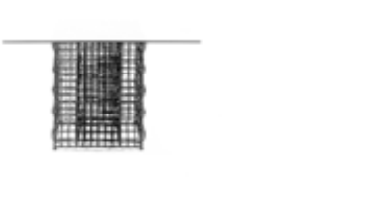
STANDARD GLASS

137 cm W x 137 cm D x 12 mm thk
(54" W x 54" D x 1/2" thk), pencil edge

COLORS / FINISHES

Indoor: brown, natural
Outdoor: brown, natural

DINING TABLE square small



MATERIALS

Indoor: rattan peel, rattan and steel
Outdoor: polyethylene and steel

INDOOR

Weight 18 kg / 40 lbs
Volume 0.33 m³

OUTDOOR

Weight 19.5 kg / 43 lbs
Volume 0.32 m³

STANDARD GLASS

122 cm W x 122 cm D x 12 mm thk
(48" W x 48" D x 1/2" thk), pencil edge

COLORS / FINISHES

Indoor: brown, natural
Outdoor: brown, natural

DINING TABLE round



MATERIALS

Indoor: rattan peel, rattan and steel
Outdoor: polyethylene and steel

INDOOR

Weight 41 kg / 90 lbs
Volume 0.76 m³

OUTDOOR

Weight 43 kg / 95 lbs
Volume 0.73 m³

STANDARD GLASS

152.5 cm Ø x 12 mm thk
(60" Ø x 1/2" thk), pencil edge

COLORS / FINISHES

Indoor: brown, natural
Outdoor: brown, natural

SIDE CHAIR



MATERIALS

Indoor: rattan peel, rattan, steel and urethane foam
Outdoor: polyethylene, steel and reticulated foam

INDOOR

Weight 8.5 kg / 19 lbs
Volume 0.26 m³

OUTDOOR

Weight 9 kg / 20 lbs
Volume 0.26 m³

FABRIC REQUIREMENTS

seat: 1.20 m / 1.30 yds

COLORS / FINISHES

Indoor: brown, natural
Outdoor: brown, natural

MIRROR FRAME



MATERIALS

Indoor: rattan peel, rattan and steel

INDOOR

Weight 7 kg / 15 lbs
Volume 0.13 m³

STANDARD MIRROR

82 cm W x 52 cm H x 10 mm thk
(32" W x 20 ¾" H x 3/8" thk), pencil edge

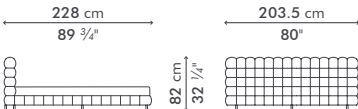
COLORS / FINISHES

Indoor: brown, natural



YIN & YANG

BED american king



MATERIALS

Indoor: rattan peel, rattan, steel and stainless steel

INDOOR

Weight 74 kg / 163 lbs
Volume 0.76 m³ (3 boxes)

MATTRESS

203 cm L x 193 cm W x 20-30 cm H
(80" L x 76" W x 8-12" H)

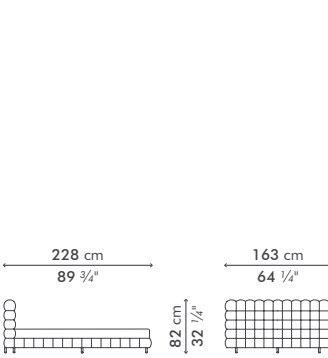
INSIDE MEASUREMENT

207 cm L x 197 cm W
(81 1/2" L x 77 1/2" W)

COLORS / FINISHES

Indoor: brown, natural

BED american queen



MATERIALS

Indoor: rattan peel, rattan, steel and stainless steel

INDOOR

Weight 64 kg / 141 lbs
Volume 0.70 m³ (3 boxes)

MATTRESS

203 cm L x 152.5 cm W x 20-30 cm H
(80" L x 60" W x 8-12" H)

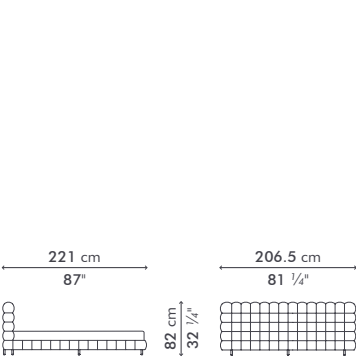
INSIDE MEASUREMENT

207 cm L x 156.5 cm W
(81 1/2" L x 61 1/2" W)

COLORS / FINISHES

Indoor: brown, natural

BED european extra king



MATERIALS

Indoor: rattan peel, rattan, steel and stainless steel

INDOOR

Weight 75,5 kg / 166 lbs
Volume 0.77 m³ (3 boxes)

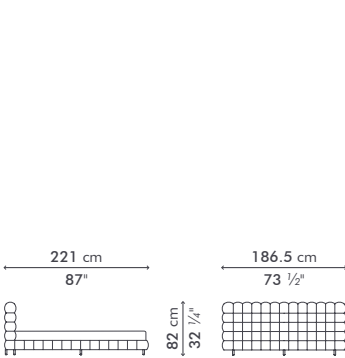
MATTRESS

200 cm L x 200 cm W x 20-30 cm H
(78 3/4" L x 78 3/4" W x 8-12" H)

COLORS / FINISHES

Indoor: brown, natural

BED european king



MATERIALS

Indoor: rattan peel, rattan, steel and stainless steel

INDOOR

Weight 69,5 kg / 153 lbs
Volume 0.71 m³ (3 boxes)

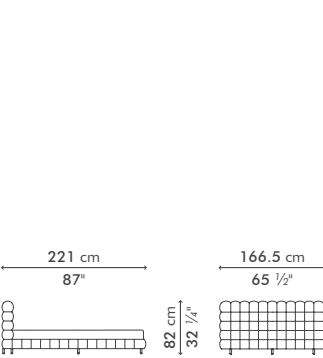
MATTRESS

200 cm L x 180 cm W x 20-30 cm H
(78 3/4" L x 70 3/4" W x 8-12" H)

COLORS / FINISHES

Indoor: brown, natural

BED european queen



MATERIALS

Indoor: rattan peel, rattan, steel and stainless steel

INDOOR

Weight 63,5 kg / 140 lbs
Volume 0.65 m³ (3 boxes)

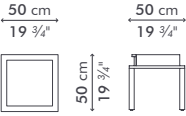
MATTRESS

200 cm L x 160 cm W x 20-30 cm H
(78 3/4" L x 63" W x 8-12" H)

COLORS / FINISHES

Indoor: brown, natural

NIGHT TABLE



MATERIALS

Indoor: ash or maple and reconstituted leather

INDOOR

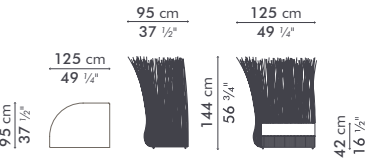
Weight 7.5 kg / 17 lbs
Volume 0.15 m³

COLORS / FINISHES

Indoor: brown, natural

YODA

SOFA SECTION long, right



MATERIALS

Indoor: rattan, nylon and steel
Outdoor: pvc, nylon and steel

INDOOR

Weight 47.5 kg / 105 lbs
Volume 1.58 m³

OUTDOOR

Weight 49.5 kg / 109 lbs
Volume 1.52 m³

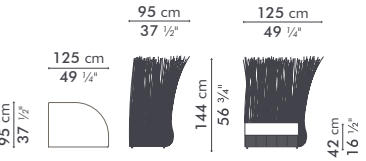
FABRIC REQUIREMENTS

seat: 2.10 m / 2.30 yds
pillows: 3pcs 51 x 51 cm / 20" x 20" 1.80 m / 1.95 yds
2pcs 46 x 36 cm / 18" x 14" 1.10 m / 1.20 yds

COLORS / FINISHES

Indoor: bronze, natural
Outdoor: brown

SOFA SECTION long, left



MATERIALS

Indoor: rattan, nylon and steel
Outdoor: pvc, nylon and steel

INDOOR

Weight 47.5 kg / 105 lbs
Volume 1.58 m³

OUTDOOR

Weight 49.5 kg / 109 lbs
Volume 1.52 m³

FABRIC REQUIREMENTS

seat: 2.10 m / 2.30 yds
pillows: 3pcs 51 x 51 cm / 20" x 20" 1.80 m / 1.95 yds
2pcs 46 x 36 cm / 18" x 14" 1.10 m / 1.20 yds

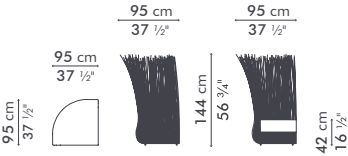
COLORS / FINISHES

Indoor: bronze, natural
Outdoor: brown



YODA

SOFA SECTION short



MATERIALS

Indoor: rattan, nylon and steel
Outdoor: pvc, nylon and steel

INDOOR

Weight	32 kg / 71 lbs
Volume	1.17 m³

OUTDOOR

Weight	38 kg / 84 lbs
Volume	1.14 m³

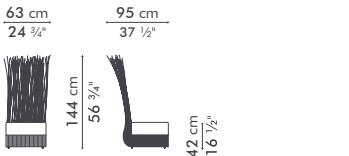
FABRIC REQUIREMENTS

seat:	1.50 m / 1.65 yds
pillows:	2pcs 51 x 51 cm / 20" x 20"
	1.20 m / 1.30 yds
	1pc 46 x 36 cm / 18" x 14"
	0.55 m / 0.60 yds

COLORS / FINISHES

Indoor: bronze, natural
Outdoor: brown

SOFA SECTION center



MATERIALS

Indoor: rattan, nylon and steel
Outdoor: pvc, nylon and steel

INDOOR

Weight	26 kg / 57 lbs
Volume	0.97 m³

OUTDOOR

Weight	28 kg / 62 lbs
Volume	0.94 m³

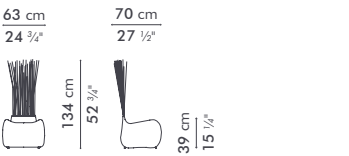
FABRIC REQUIREMENTS

seat:	1.50 m / 1.65 yds
pillows:	1pc 51 x 51 cm / 20" x 20"
	0.60 m / 0.65 yds
	1pc 46 x 36 cm / 18" x 14"
	0.55 m / 0.60 yds

COLORS / FINISHES

Indoor: bronze, natural
Outdoor: brown

EASY CHAIR



MATERIALS

Indoor: rattan, nylon and steel
Outdoor: pvc, nylon and steel

INDOOR

Weight	13 kg / 29 lbs
Volume	0.96 m³ (2 pcs in a box)

OUTDOOR

Weight	18 kg / 40 lbs
Volume	0.90 m³ (2 pcs in a box)

COLORS / FINISHES

Indoor: bright red, bronze, lime green,
natural
Outdoor: bright red, brown

BARSTOOL



MATERIALS

Indoor: rattan, nylon and steel
Outdoor: pvc, nylon and steel

INDOOR

Weight	8.5 kg / 19 lbs
Volume	0.38 m³

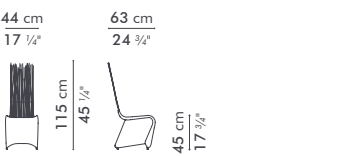
OUTDOOR

Weight	9 kg / 20 lbs
Volume	0.38 m³

COLORS / FINISHES

Indoor: bright red, bronze, lime green,
natural
Outdoor: bright red, brown

SIDE CHAIR



MATERIALS

Indoor: rattan, nylon and steel
Outdoor: pvc, nylon and steel

INDOOR

Weight	6 kg / 13 lbs
Volume	0.36 m³ (2 pcs in a box)

OUTDOOR

Weight	8 kg / 18 lbs
Volume	0.33 m³ (2 pcs in a box)

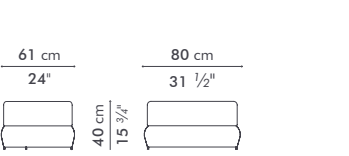
FABRIC REQUIREMENTS

seat:	0.55 m / 0.60 yds
-------	-------------------

COLORS / FINISHES

Indoor: bright red, bronze, lime green,
natural
Outdoor: bright red, brown

OTTOMAN



MATERIALS

Indoor: rattan, nylon and steel
Outdoor: polyethylene, nylon and steel

INDOOR

Weight	7.5 kg / 17 lbs
Volume	0.23 m³

OUTDOOR

Weight	9.5 kg / 21 lbs
Volume	0.22 m³

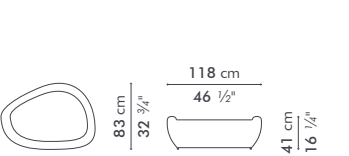
FABRIC REQUIREMENTS

seat:	1.20 m / 1.30 yds
-------	-------------------

COLORS / FINISHES

Indoor: bronze, natural
Outdoor: brown

COFFEE TABLE large



MATERIALS

Indoor: rattan, nylon and steel
Outdoor: polyethylene, nylon and steel

INDOOR

Weight	10.5 kg / 23 lbs
Volume	0.47 m³

OUTDOOR

Weight	14 kg / 31 lbs
Volume	0.44 m³

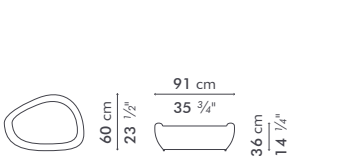
STANDARD GLASS

95 cm W x 62.5 cm D x 10 mm thk
(37 1/2" W x 24 1/2" D x 3/8" thk), frosted,
swiped edge

COLORS / FINISHES

Indoor: bronze, natural
Outdoor: brown

COFFEE TABLE medium



MATERIALS

Indoor: rattan, wicker and steel
Outdoor: polyethylene, nylon and steel

INDOOR

Weight	9.5 kg / 21 lbs
Volume	0.24 m³

OUTDOOR

Weight	10 kg / 22 lbs
Volume	0.22 m³

STANDARD GLASS

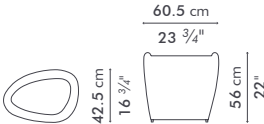
74.5 cm W x 43 cm D x 10 mm thk
(29 3/4" W x 17" D x 3/8" thk), frosted,
swiped edge

COLORS / FINISHES

Indoor: bronze, natural
Outdoor: brown



END TABLE



MATERIALS

Indoor: rattan, nylon and steel
Outdoor: polyethylene, nylon and steel

INDOOR

Weight 7 kg / 15 lbs
Volume 0.17 m³

OUTDOOR

Weight 9 kg / 20 lbs
Volume 0.13 m³

STANDARD GLASS

45.5 cm W x 28 cm D x 6 mm thk
(18" W x 11" D x 1/4" thk), frosted,
swiped edge

Our products are produced
using the finest natural and
man-made materials.

Variations in color, shape,
texture and visual aesthetics
may occur but are not
considered a defect.

These are natural occurrences
due to the species and age
of the material, and possible
exposure to UV lighting.

Such variations contribute
to the natural beauty and
character of these materials
and our products.

COLORS / FINISHES

Indoor: bronze, natural
Outdoor: brown

PHOTOGRAPHY:

PORTUGAL

Bruno Barbosa
Dina Souto Rosa
Locations: Troia Resort, Aqua Falls Spa Hotel Rural

THAILAND

Jason Lang
Locations:Sri Panwa Resort, Aleenta Phang-nga Resort, Mcnamara Villa

SOUTH AFRICA

Mike Hoyle
Locations: Weylandts Residence in Capetown

PHILIPPINES

Batangas

E. Billy Mondonado
Paolo Konst
The J. Antonio Mendoza residence in Tali Beach

Cebu

Conrado Velasco
Raul Arambulo
Estela Fernandez
Paolo Konst

PORTRAIT

Paolo Konst
Estela Fernandez

ARTWORK:

GERMANY

11gen intermedia design

PHILIPPINES

Paolo Konst
Raymond Ang
Leo Dumaguuet
Philip Alera



Each piece in the KENNETHCOBONPUE collection is meticulously hand-made by Filipino artisans using skills passed down from many generations. We take pride in our rich tradition of craft and invest in its development through education, research and experimentation ensuring that this part of our culture remains alive and well for everyone to enjoy.

The La Luna chair shown here starts with a core fashioned out of natural rattan vines coiled around a mold. This core is taken out of the mold and supported with rattan pole braces and turned wooden legs. We take layers of jute sack and latex foam and lay them on the inside to form a soft but firm back cushion. Fine rattan strips are carefully selected and dyed to be used for weaving. These natural fibers are woven on the exterior of the chair in a checkered pattern becoming a fine tight weave as it moves to the interior. With skill and precision, our weavers deftly stitch both patterns together. The result is an object that cleverly shows how a weave makes a smooth transition from one pattern to the next seamlessly.

As our pieces make their way from our workshop to you, we hope you become part of the living traditions that allow us to create these objects.

ARTISANS





01

02

03

04



Abaca (*Musa Textilis*), commonly known as Manila hemp, is the strongest natural fiber in the world and is saltwater resistant. Abaca comes in two colors depending on where the fiber is taken from: the natural blonde color comes from the inner part of the plant and the dark brown comes from the bark.

01 ABACA

Bamboo is the tallest and most primitive of grasses. Standing alone, the bamboo culm can grow up to one meter in a single night, and in the following month up to 20 meters. Exceedingly flexible and stress resistant, bamboo is an endless regenerative resource. Our bamboo goes through several anti-pest treatments and is kiln-dried to minimize shrinkage and swelling.

02 BAMBOO

The most stately and largest of the Philippine palms, Buri (*Corypha elata* Roxb.) is found throughout most islands and provinces of the Philippines. It is a material from which three kinds of fibers, namely buri, raffia, and buntal, are obtained.

03 BURI

Rattan is the stem or trunk of a climbing palm that belongs to the genus *Calamus*, meaning swamp plants. Rattan reaches lengths up to 200 meters. There are more than 200 species, but only about a dozen are suited for furniture making. Today it forms the basis for many of our structural frames and designs.

04 RATTAN

Rattan peel is the skin, or surface layer of the rattan cane. We prepare these rattan strips by passing the canes through a machine which presses them against knives. We then use it in its natural state, or strip and dye it in different colors. Rattan peel is widely used in our designs because of its versatility, strength and abundance.

RATTAN PEEL

During the past few years, polyethylene fiber has become the staple of high-end contemporary design for exterior furnishings. Unlike other plastic fibers, it contains no PVC, will not crack or fade and does not give off toxic fumes. It looks like wicker, is woven by hand and can be produced in any color.

05 POLYETHYLENE



05

MATERIALS





KC
01

AMAYA



Its design inspired by fish traps, the Amaya dining table projects an aura of a vortex trapped within a cylinder.

Made of steel wrapped in abaca rope. Outdoor version in polyethylene and steel.

Shown here:
Amaya dining tables
with Dimple stacking armchairs.



KC
03

AMAYA




The Amaya dining table. Made of abaca and steel. Outdoor version in polyethylene and steel.

The Amaya armchair is stackable.
Made of polyethylene, aluminum and stainless steel.

Shown here:
Amaya armchairs in silver, bronze and brown.



KC
05



AMAYA



Made of steel wrapped
in abaca rope.
Outdoor version in
polyethylene and steel.

Left page:
Amaya dining table detail.

Right page:
Amaya end and
coffee tables in brown.



KC
07

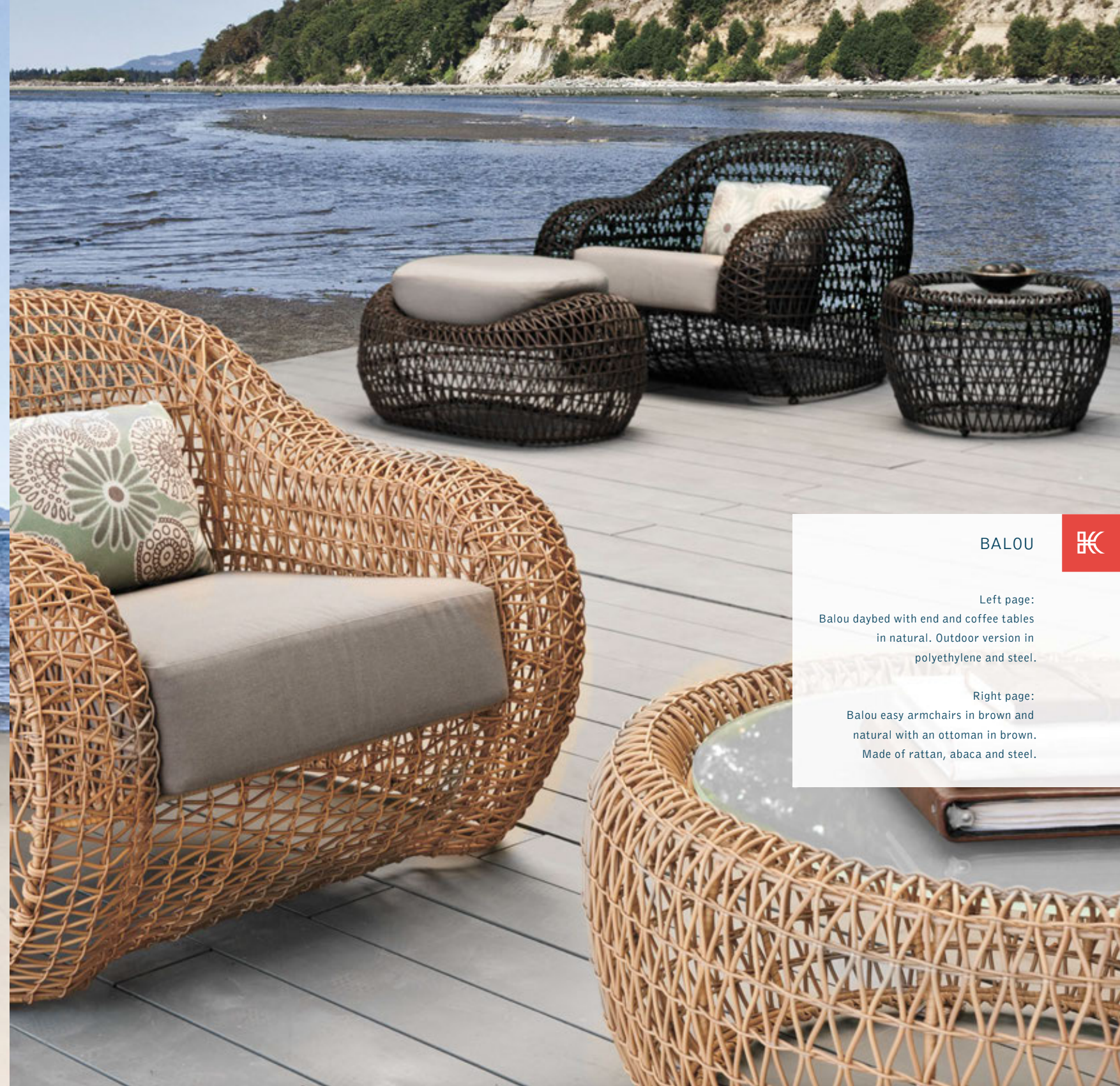
BALOU



The Balou easy armchair exudes comfort through its round plump form. Its transparent design gives the impression of sitting on air.

Made of rattan, abaca, and steel. Outdoor version in polyethylene and steel.

Shown here:
Balou easy armchair in natural.



BALOU



Left page:
Balou daybed with end and coffee tables
in natural. Outdoor version in
polyethylene and steel.

Right page:
Balou easy armchairs in brown and
natural with an ottoman in brown.
Made of rattan, abaca and steel.



BLOOM



Welcome the organic beauty of the garden indoors. Inspired by a delicate blossom, the Bloom is composed of hundreds of fine running stitches that radiate from the center of the seat.

Handmade in microfiber stitched over a fiberglass reinforced polymer top, Bloom sprouts from a base made of steel.

Shown here:

The Bloom easy armchair in muted red and club chair in yellow.



BLOOM



Bloom easy armchair in microfiber stitched over a fiberglass reinforced polymer top, sprouting from a base made of steel.

Shown here:

The Bloom easy armchair in lime green, moss green, muted red and detail in yellow.



KC
15



BOUQUET



The Bouquet, made of a fiberglass reinforced polymer top shaped in a signature floral relief pattern that hovers above a base of stainless steel.

Left page:
Bouquet coffee and end table details.

Right page:
Bouquet coffee and end tables in white and black.



KC
17

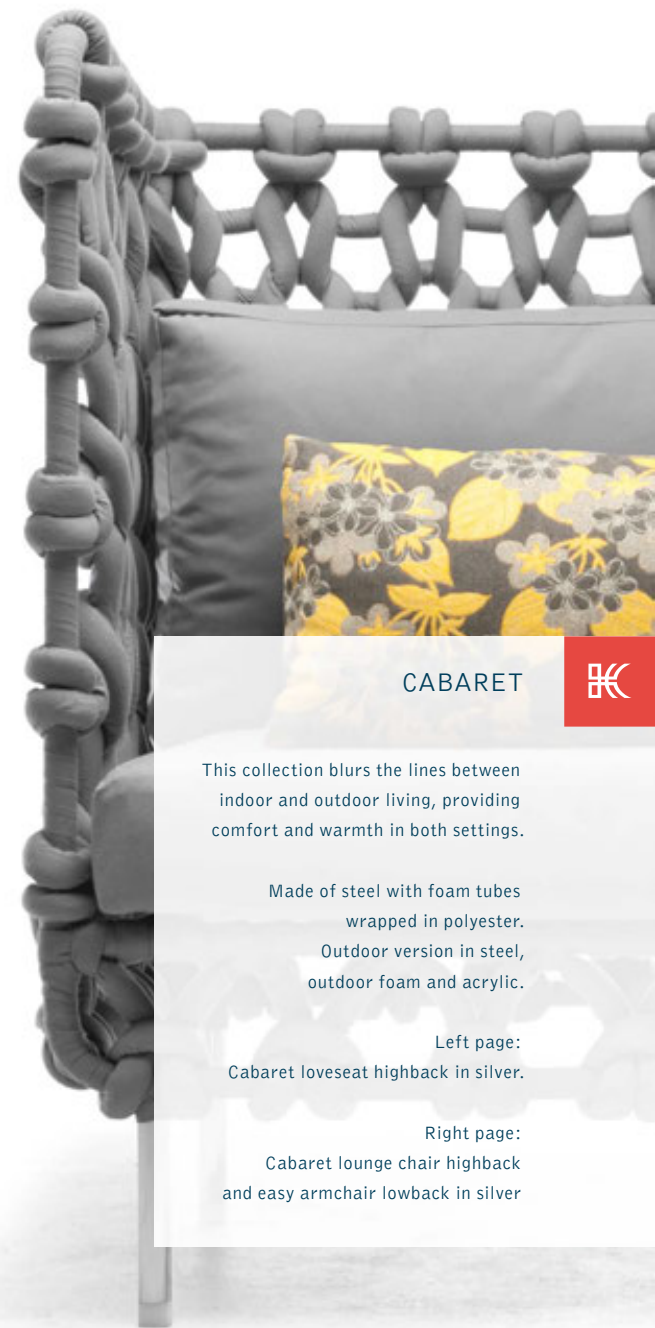
CABARET



Cabaret provides a modern take on the brand's sought after craftsmanship techniques. Weaving fabric-wrapped foam on a steel frame conveys the next generation of the evolving outdoor luxury furniture market.

Shown here:
All for the outdoor.
Cabaret sofa highback,
lounge chair highback and
easy armchairs lowback with
coffee and end table in silver.

The pieces come with
outdoor covers.



CABARET



This collection blurs the lines between indoor and outdoor living, providing comfort and warmth in both settings.

Made of steel with foam tubes wrapped in polyester.
Outdoor version in steel, outdoor foam and acrylic.

Left page:
Cabaret loveseat highback in silver.

Right page:
Cabaret lounge chair highback and easy armchair lowback in silver



CHIQUITA



The Chiquita stool has a secret to tell
but only for those fortunate enough
to enjoy its charms.

Rigid-looking vertical sections of rattan
poles unexpectedly recede into the seat
for a pleasant surprise and a sitting
experience like no other.

Made of steel, rattan poles and
high density foam.

Shown here:
Chiquita stool in muted red, silver and
black. Optional version with leather-
laminated base and backrest in brown.



KC
23

CROISSANT



The distinctive shape of the Croissant collection promotes a posture of leisure, its low arms beckoning to be reclined upon.

Made of abaca or buri tied over a hand-sculpted steel frame. Outdoor version in polyethylene and steel.

Shown here:
Croissant end table,
easy armchairs, and sofa in brown.



KC
25



CROISSANT



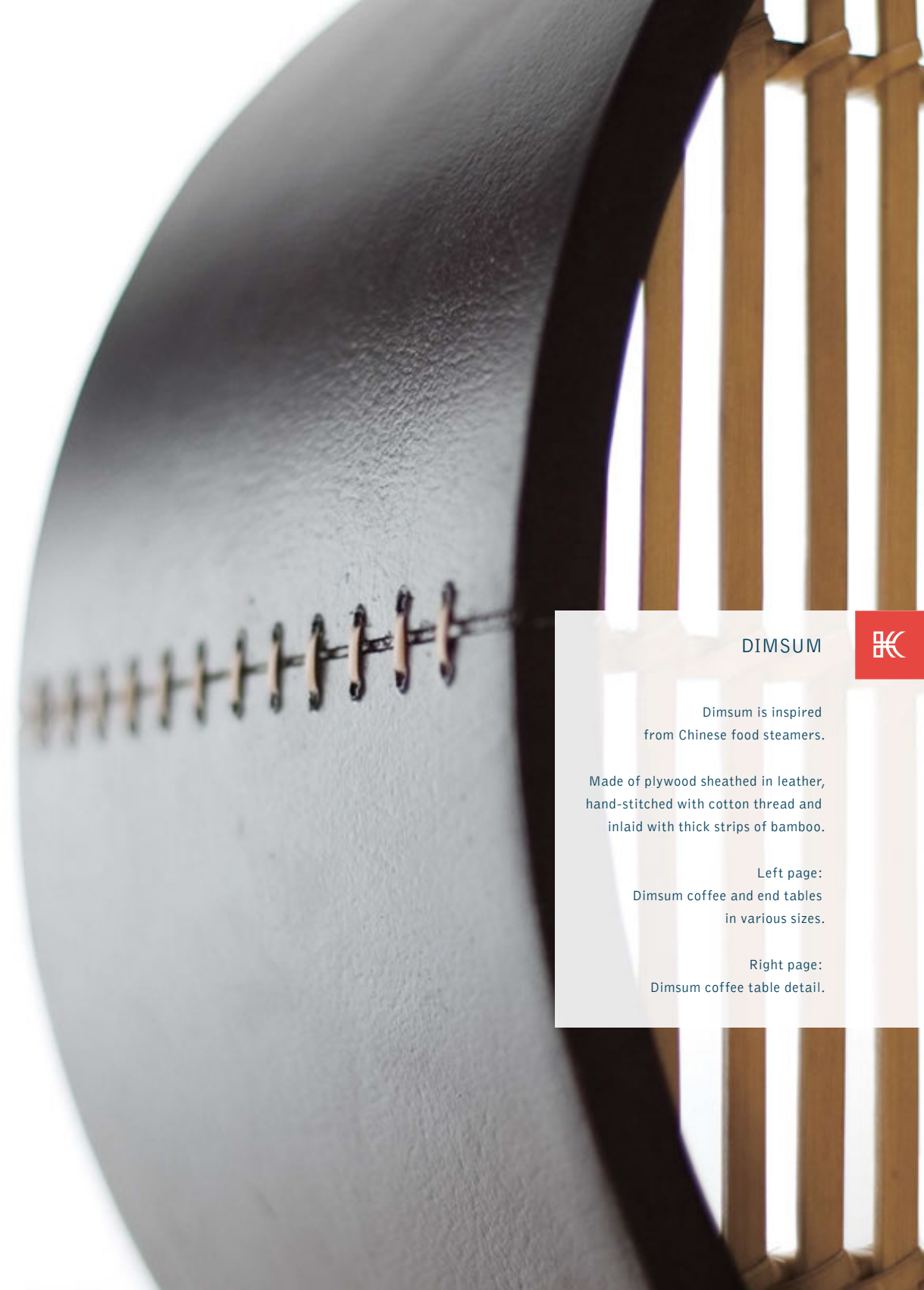
Left page:
Croissant easy armchairs
in brown. Outdoor version in
polyethylene and steel.



Right page:
Croissant end and
coffee tables in brown.



KC
27



DIMSUM



Dimsum is inspired from Chinese food steamers.

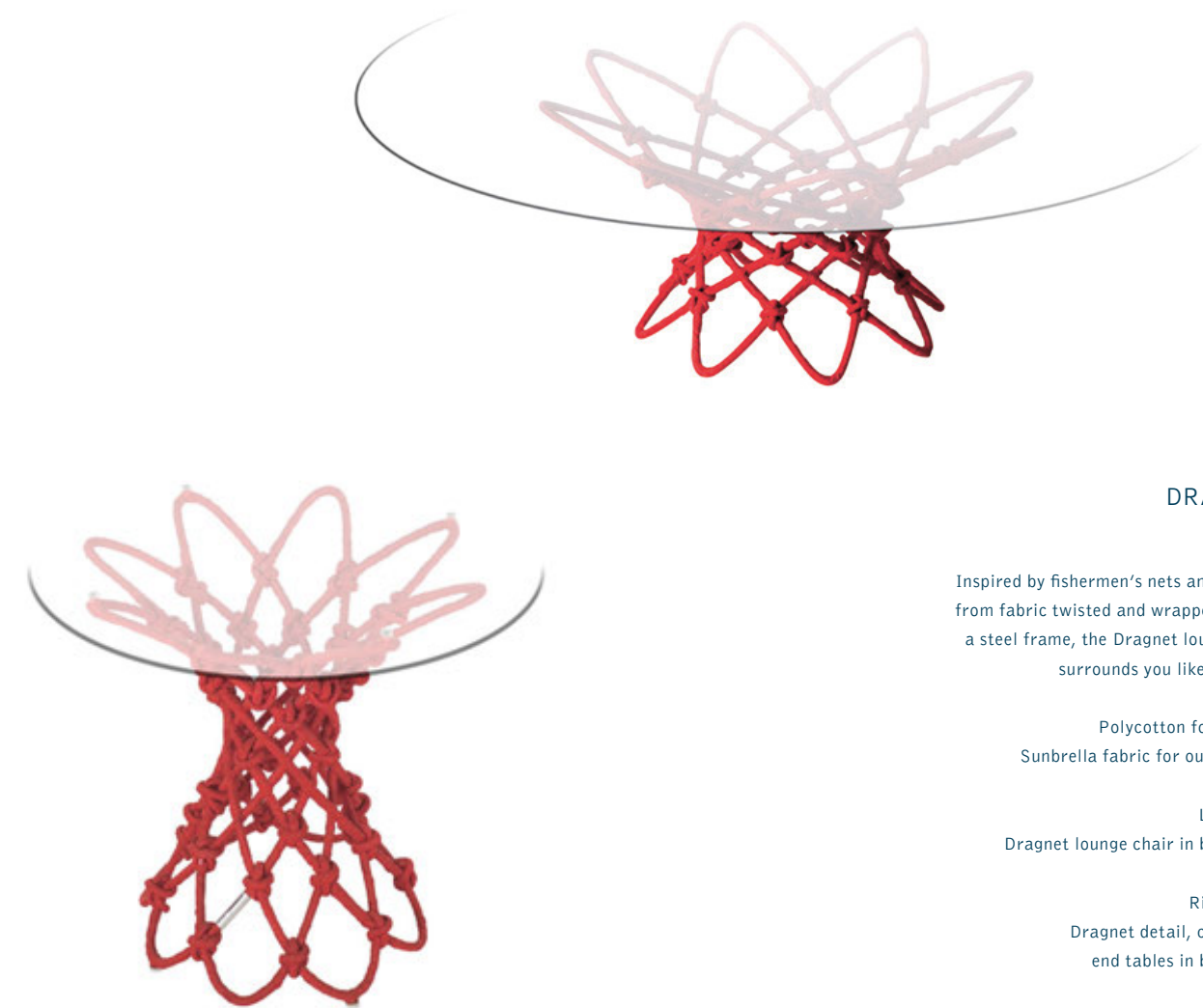
Made of plywood sheathed in leather, hand-stitched with cotton thread and inlaid with thick strips of bamboo.

Left page:
Dimsum coffee and end tables in various sizes.

Right page:
Dimsum coffee table detail.



KC
29



DRAGNET



Inspired by fishermen's nets and created from fabric twisted and wrapped around a steel frame, the Dragnet lounge chair surrounds you like a cocoon.

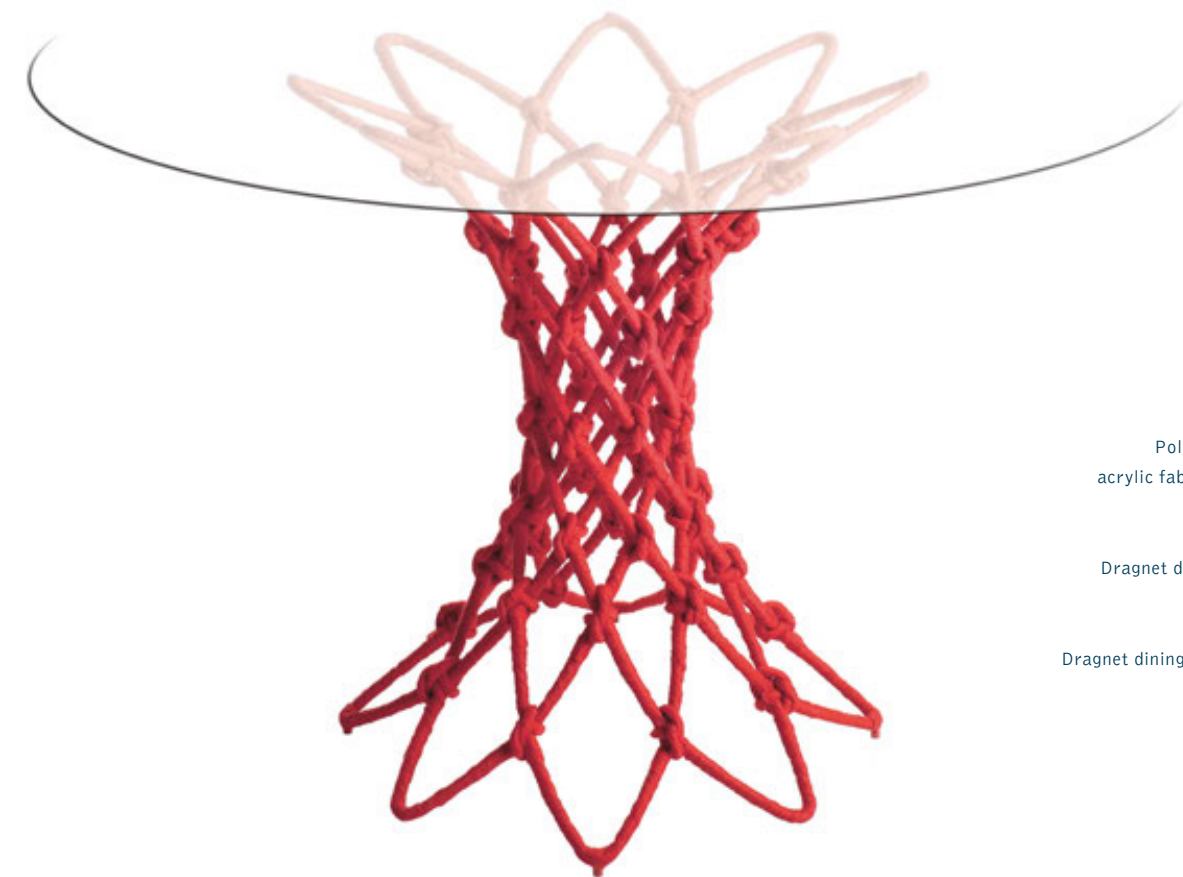
Polycotton for indoors,
Sunbrella fabric for outdoor use.

Left page:
Dragnet lounge chair in bright red.

Right page:
Dragnet detail, coffee and
end tables in bright red.



KC
31



DRAGNET



Polycotton for indoors,
acrylic fabric for outdoor use.

Left page:
Dragnet dining table in black.

Right page:
Dragnet dining table in bright red.



DREAMCATCHER

Dreamcatcher is our seating adaptation of a traditional Native American charm.

Made of polyethylene, nylon and steel.

Left page:
Detail of
Dreamcatcher stools.

Right page:
Dreamcatcher stools
in various sizes.





KC
35



FREYA



Exquisite surfaces in strikingly simple forms characterize our Freya collection of tables.

Finishes in natural oak, brown, dark brown on oak.

Left page:
Freya rectangular dining table in natural oak with Kawayan Too side chairs in pale gray.

Right page:
Freya round dining table, end and coffee table in dark brown.



KC
37

HAGIA



Your search for shade
ends with the Hagia.

Bask in regal luxury as
its gothic temperament
gratifies you with a
lofty haven.

Created in polyethylene,
the Hagia is intricately
handwoven on
a steel frame

Shown here:
The Hagia daybed,
easy armchair, coffee
and end tables.



HAGIA



Left page:
Hagia daybed in whitewash.

Right page:
Hagia end and coffee tables
in black.



KC
41

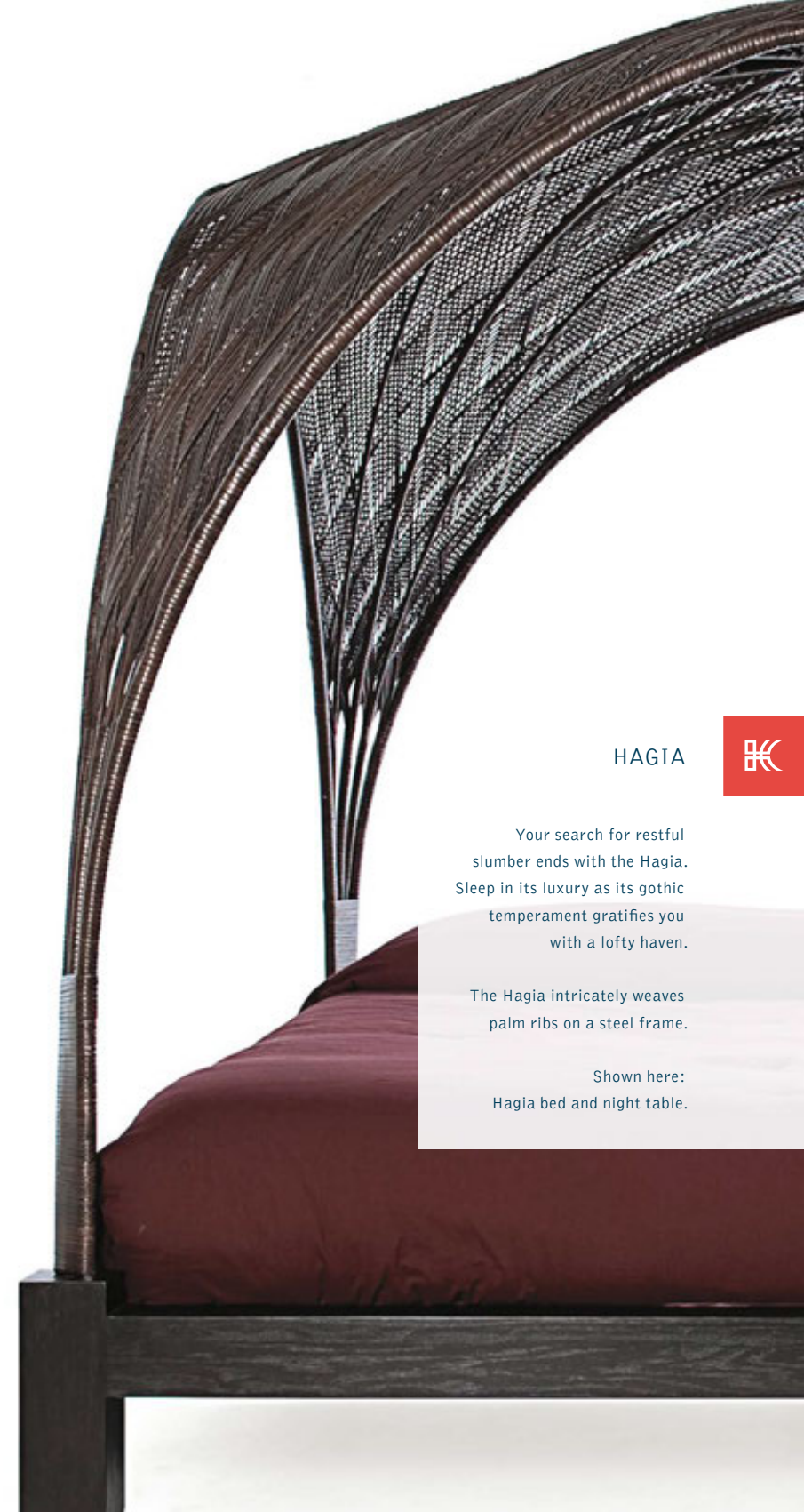
HAGIA



Shown here:
The Hagia dining table in polyethylene
and steel with the Hagia side chairs in
polyethylene and aluminum.



KC
43



HAGIA



Your search for restful slumber ends with the Hagia. Sleep in its luxury as its gothic temperament gratifies you with a lofty haven.

The Hagia intricately weaves palm ribs on a steel frame.

Shown here:
Hagia bed and night table.



KC
45

HARRY



A rocking stool topped in microfiber strips stitched to interchangeable covers, Harry will bring out the child in everyone.

Available in an assortment
of groovy colors.

Shown here:
Harry rocking stools in lime green,
moss green, and yellow.



KC
47



HARRY



Microfiber strips stitched to
interchangeable covers.

Shown here:
Harry rocking stool in
muted red, lime green, yellow,
moss green, black and brown.



KC
49

IMA BED



Inspired by ancient Chinese temple architecture, the Ima is a true sanctuary. Intricately woven abaca rope forms a canopy that houses the consummate holistic experience.

Shown here:
Ima bed in brown.



JUNIPER

Its unique silhouette casting a shade all its own, Juniper stars a fervent upgrowth of branches and arresting angles.

Made of oak.

Left page:
Juniper bookshelves of any size may be connected seamlessly.

Right page:
Juniper bookshelves are joined to create an unbroken landscape.
Small and medium
Juniper bookshelves in dark brown.





KABUKI



The Kabuki is crafted using hand carved high density fiberboard to resemble bamboo stalks.

It is then finished in several layers, entirely by hand.

Left page:
Kabuki buffet cabinet
in brown.

Right page:
Kabuki cabinet
in brown.



KABUKI



Left page:
Kabuki mirror frame and
dresser in brown.

Right page:
Kabuki high dresser in brown.



KC
57

KABUKI



Shown here:
Kabuki bed, night tables
and high dresser in brown.

KC
59




KAWAYAN



Named after the Filipino word for bamboo, the Kawayan collection showcases the beauty of this perennial plant by framing it in dark hues of solid timber.

Shown here:
Kawayan buffet cabinet,
cabinet and armchair
in dark brown.

KC
61



KAWAYAN



Bamboo and dark hues of solid timber.

Shown here:
Kawayan entertainment console
and bookshelf in dark brown.



LA LUNA



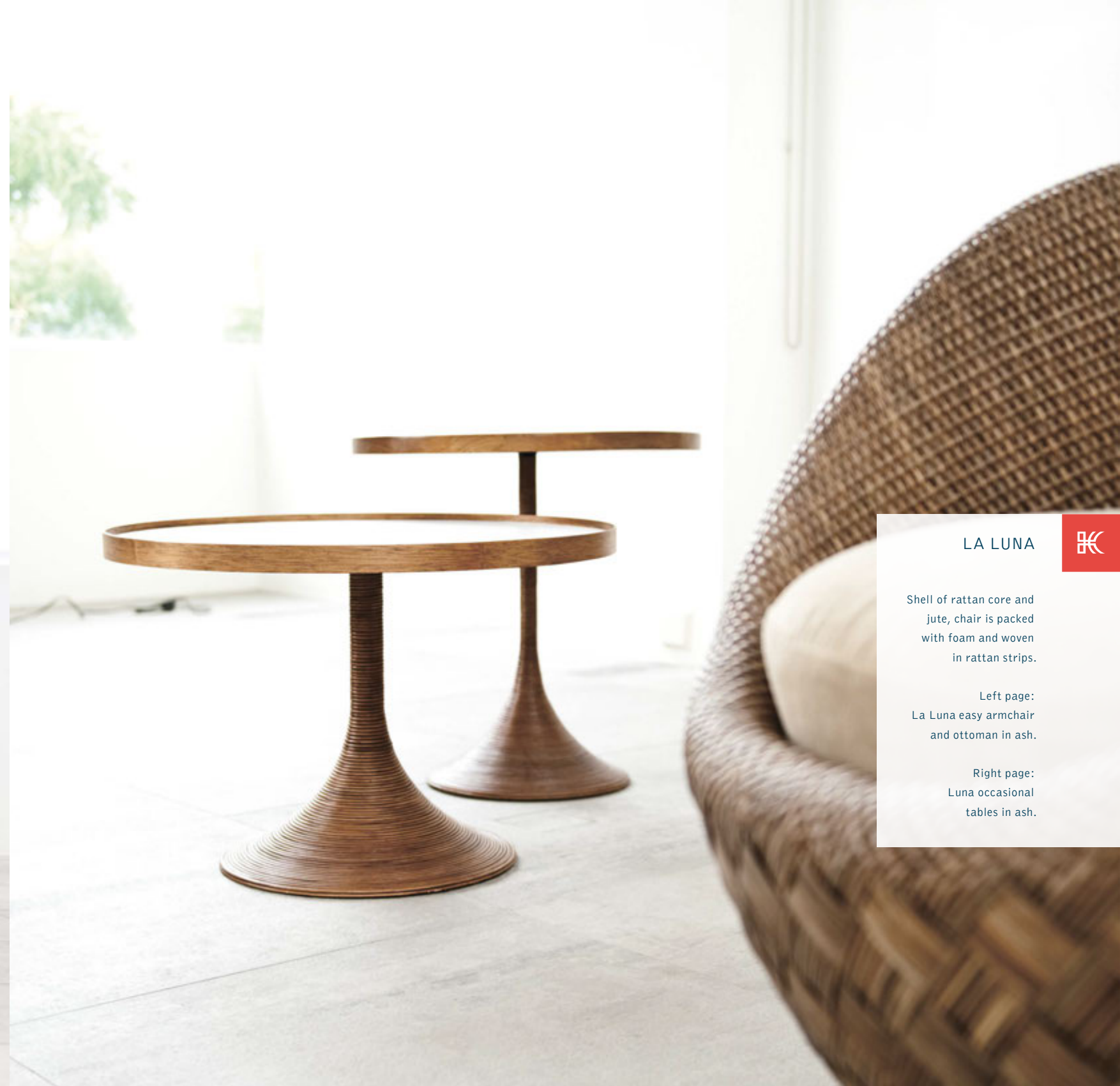
The La Luna is our classic masterpiece in the art of weaving. Formed from a shell of rattan core and jute, the chair is packed with foam and woven using rattan strips.

The highlight of the piece can be found along the ridge of the arms and backrest, where two different weaves, inside and out, seamlessly merge.

Shown here:
La Luna easy armchair in brown.



KC
65



LA LUNA



Shell of rattan core and
jute, chair is packed
with foam and woven
in rattan strips.

Left page:
La Luna easy armchair
and ottoman in ash.

Right page:
Luna occasional
tables in ash.



KC
67

LINK



An outdoor modular seating collection that draws its inspiration from modern architecture, Link introduces sophistication to any space.

Made of polyethylene and aluminum.

Shown here:
Link easy chairs, easy armchairs, coffee and end tables in brown.



KC
69



LINK



Made of polyethylene
and aluminum.

Left page:
Link easy armchair,
easy chair, coffee and
end tables in whiteash.

Right page:
Link easy chair between
two easy armchairs.



KC
71



LINK



Left page:
Link bar table in whitewash.

Right page:
Various sizes of the link bar tables
allow nesting ot maximize storage.



KC
73

LOLAH



Created using traditional boat-building techniques, the Lolah is constructed of thin rattan strips cut with planer knives and fastened over a light rattan frame.

Presented with the 2005 Design for Asia Award – Asia's highest award for design – Lolah entices the sitter with its sensuous form, economy of material and structural beauty.

Shown here:
The Lolah easy armchair,
sofa and oval coffee table in brown.



LOLAH



Left page:
Lolah easy armchairs and oval coffee
table in brown, outdoor version in
polyethylene and aluminum.

Right page:
Lolah easy armchair in whitewash.



KC
77



LOLAH



Made of rattan.
Outdoor version
in polyethylene
and aluminum.

Left page:
Lolah capsule
two-seater
in whitewash

Right page:
Lolah capsule
in brown.



LOLAH



Shown here:
Lolah bar cabinet
in dark brown.

KC
81



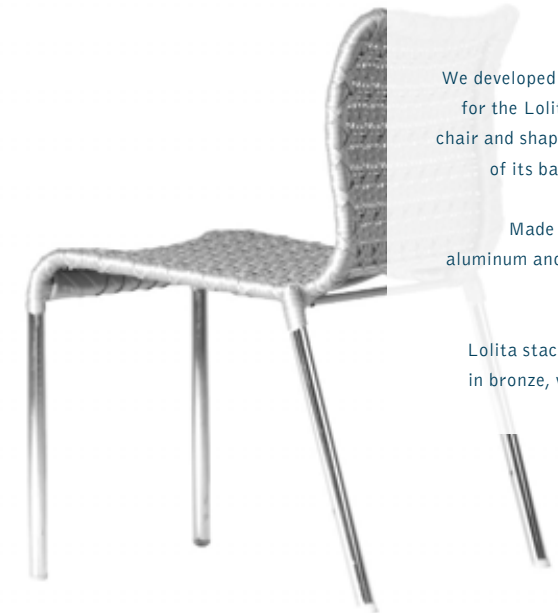
LOLAH

Shown here:
Lolah buffet cabinet in dark brown.





KC
83



LOLITA



We developed a unique weave for the Lolita stacking side chair and shaped the contours of its back to hug yours.

Made of polyethylene, aluminum and stainless steel.

Shown here:
Lolita stacking side chairs
in bronze, white and silver.



KC
85

MANOLO



Inspired by the seductive curves of a woman's sandal, Manolo's sinuous lines channel a sensuality not unlike that of a come-hither prance.

Manolo is created of rattan vines hand-tied over a steel frame and bound with rattan strips. Outdoor version in polyethylene and steel.

Shown here:
Manolo club chairs,
dining table and console table in brown.



MATILDA



The Matilda relies on a minimal skeletal rattan frame and thick rattan strips to create a strong, tight structure that applies the same principle as a woven basket.

Its robust contours constitute a handsome counterpoint in an outdoor setting. Outdoor version in polyethylene and steel.

Shown here:
Matilda sofa, easy armchairs
and coffee table in brown.



KC
89

MATILDA



Outdoor version in
polyethylene and steel.

Shown here:
Matilda easy chair,
easy armchair, sofa,
coffee table and end table
in whitewash.



KC
91



MATILDA



Left page:
Matilda square end table
and chaise lounge in brown.
Outdoor version in
polyethylene and steel.



Right page:
Matilda square end table
and rectangular coffee table.
Indoor version features
laminated leather, wood and rattan.



KC
93



MERMAID

From the imagination of alluring mythology emerges the voluptuous and runway-ready Mermaid.

With a proportionately balanced body type and adjustable reclining back, this outdoor chaise lounge offers endless hours of relaxation with contours handwoven with polyethylene over a lightweight powder-coated aluminum frame.

Shown here:
Mermaid chaise lounge and
end table in silver.

Designed for
KENNETHCOBONPUE
by Peter Hertel and
Sebastian Klarhoefer





KC
95

NOODLE



A creation of rattan vines bent in fluid lines that derive from random doodling, Noodle evokes the excitement inherent in the accidents that drive the imagination.

Made of rattan and steel.

Shown here:
Noodle sofa,
loveseat on platform,
easy armchair on platform,
coffee table in brown and
easy armchair in pale gray.



KC
97



NOODLE



Left page:
Detail of Noodle
easy armchair in pale
gray and easy armchair
on platform in brown.

Right page:
Noodle 1 ½ seater and
end table in brown.



KC
99

NOODLE



Outdoor version in polyethylene
and stainless steel are available
in bronze or pale gray.

Shown here:
Noodle armchairs in lime green.



KC
101

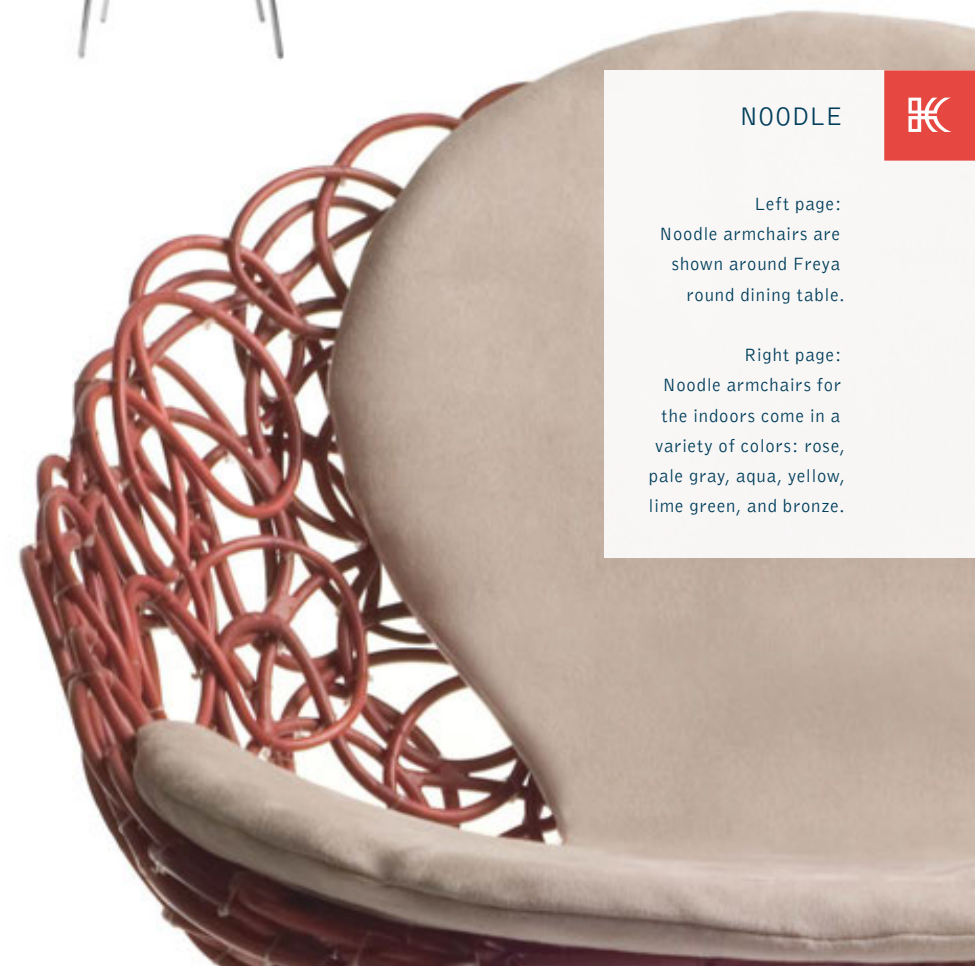


NOODLE



Left page:
Noodle armchairs are
shown around Freya
round dining table.

Right page:
Noodle armchairs for
the indoors come in a
variety of colors: rose,
pale gray, aqua, yellow,
lime green, and bronze.





KC
103

OASIS



Sink into a soft oasis of comfort.

Inspired by the natural beauty of the tulip,
Oasis is created using polyethylene
and aluminum.

Shown here:
Oasis loveseat, lounge chair
and end table in whitewash.



KC
105

OASIS



Made of polyethylene
and aluminum.

Shown here:
Oasis lounge chair,
end table and loveseat
in whitewash.



OASIS



Made of polyethylene and aluminum.

Left page:
Oasis loveseat, loveseat ottoman, end table and lounge in whitewash.

Right page:
Oasis easy armchair, lounge chair in whitewash and loveseat in brown.





KC
109



OPERETTA

Strands of polyethylene tied with translucent nylon over a steel frame.

Left page:
Inspired by the simple but grand architecture of concert halls, the Operetta pet lounge will house your pet in style.

VOYAGE

The Voyage pet bed is made of polyethylene, nylon and steel.

Right page:
Sleep, we believe, is a restful journey to a world of dreams. Your furry friend can now sleep in his own Voyage pet bed reminiscent of papyrus and reed boats.





KC
111

PARCHMENT



The Parchment Collection visually demonstrates fine layers of wood bearing a resemblance to pages of an archaic manuscript.

Through a natural warping process, the dramatic sculptural top rests upon a contemporary steel base.

Shown here:
Parchment dining table and detail.



PARCHMENT



Left page:
Parchment dresser
in natural walnut.

Right page:
Parchment buffet cabinet regular
in natural walnut.

Middle:
Parchment buffet cabinet large
in natural walnut.



KC
115



PEBBLE



Tabletops echo shapes found in nature.

Arrange the Pebble tables to mimic stepping stones in a riverbed, a forest canopy – or simply situate these slender masterpieces throughout the living room.

Shown here:
Various Pebble coffee and end tables in natural macassar and black. Also offered in natural walnut



PIGALLE



The inspiration behind Pigalle stems from a classic source: the very contours of a woman's body.

Strands of abaca rope are individually hand-tied with more than 3000 knots over a hand-sculpted steel frame.

Outdoor version in polyethylene and steel.



KC
119

PIGALLE



Made of polyethylene and steel.
Pigalle easy armchair in brown
for the outdoors.

Indoor version in abaca and steel.



KC
121



PIGALLE



Left page:
Pigalle easy armchair in brown.

Right page:
Pigalle loveseat in natural and
brown with an optional seat pad.



KC
123



PIGALLE



Made of abaca and steel
in natural or brown.
Outdoor version in
polyethylene and steel.

Left page:
Pigalle barstools in brown.

Right page:
Pigalle rectangular dining
table in natural and square
dining table in brown.



PIROUETTE



Embellished in the contours
traced by a dancer's twirl in midair,
Pirouette is a delight to behold.

Festive spirals etched
on white cylinders provide
a charming collection
for the fanciful of mind
and the child at heart.

Left page:
Pirouette coffee table in white.

Right page:
Pirouette end table medium
and small in white.



KC
127

RAPUNZEL



Settle into Rapunzel and let a story emerge from beneath the fine wool braids or escape from the castle to the outdoors using acrylic fabric. Thick hand-coiled upholstered foam curves over a steel frame.

Available for both indoor and outdoor.

Shown here:
Indoor version of the
Rapunzel easy armchairs in plum
and loveseat in charcoal with
Triage end tables in natural oak.

KC
129



RAPUNZEL



Left page:
Rapunzel easy armchair
outdoor in yellow.

The piece comes with
an outdoor cover.

Right page:
Rapunzel easy armchair
and ottoman outdoor
in pale gray and
indoor loveseat in charcoal.





RETASO



Retaso was born from a child's game of stacking sticks. The design consciously eludes waste and shuns excess.

Constructed of small pieces of wood fastened with dowels, the finished pieces in this collection are at once lightweight and sturdy.

Shown here:
Retaso rectangular dining table.



STITCHES



Made of leather and
plywood, on castors.
Finished in brown.

Left page:
Stitches coffee table in
various configurations.

Right page:
Stitches drum table
with detail.

KC
135



SUZY WONG



The woven panels create a feeling of intimacy as you and your guests indulge in conversation or tea.

The Suzy Wong collection is made of natural materials: abaca, rattan and maple or lampakanai, rattan and walnut.



KC
137



SUZY WONG



Left page:
Suzy Wong highback
easy armchairs in
natural walnut.

Right page:
Suzy Wong highback sofa
in dark brown maple.



KC
139



SUZY WONG



Left page:
Suzy Wong lowback easy armchair,
lowback sofa in dark brown maple
and Nobu square coffee table.



Right page:
Suzy Wong lowback easy armchair
and lowback loveseat in natural walnut.



SUZY WONG



Giant screens from the Orient wrap
and veil you from the outside world.
The woven panels create
a feeling of intimacy.

Shown here:
Suzy Wong bed and night tables
in dark brown maple.

KC
143




SUZY WONG



Woven panels inspired by screens from the Orient serve as walls for this cabinet. The fine weave allows light and air to filter through to create a feeling of transparency and mystery.

Shown here:
Suzy Wong cabinet in dark brown maple.

KC
145



SUZY WONG



Left page:
Suzy Wong buffet cabinet
in dark brown maple.

Right page:
Suzy Wong entertainment console
in dark brown maple.





KC
147

TILT



The Tilt chair is handmade in our workshops to very precise standards by our best wood craftsmen.

The pieces are individually cut, sanded and joined at different angles to create a work of art that celebrates masterful joinery. Tilt pays homage to the centuries-old tradition of woodworking.

Shown here:
Tilt easy armchair in natural walnut.



KC
149



TILT



Left page:
Tilt sofa in natural walnut.

Right page:
Tilt easy armchair in
natural walnut from
various angles.



KC
151

VOYAGE



We believe that whenever we fall asleep at night, we journey to a world of dreams. What better way to travel than in a bed reminiscent of papyrus and reed boats?

The Voyage is made of buri, abaca and steel or abaca, nylon and steel.

Shown here:
Voyage bed in brown.



KC
153



VOYAGE



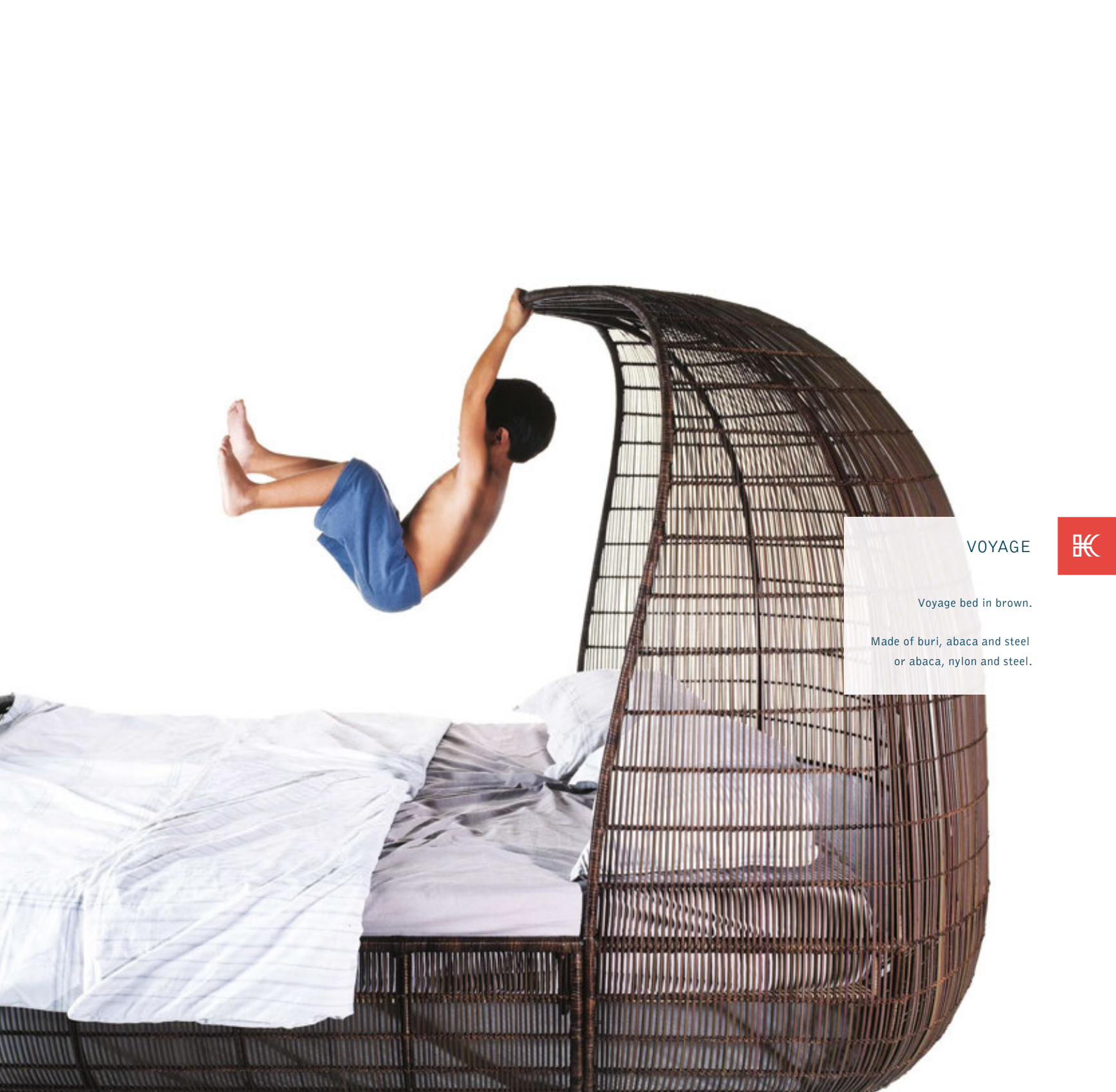
Made of buri, abaca and steel
or abaca, nylon and steel.

Left page:
Le Petit Voyage bed in brown.

Right page:
Voyage bed in brown.



KC
155



VOYAGE

Voyage bed in brown.

Made of buri, abaca and steel
or abaca, nylon and steel.





KC
157

VOYAGE



Made of polyethylene
and steel.

Shown here:
Voyage daybed in brown,
Croissant end table
and Lulu club chair.



KC
159

WAVE



Wooden elements arranged in the likeness of an ocean current, Wave is as much a sculpture as it is a table.

Fashioned from solid walnut, ash or maple, its rhythmic sculptural form captures the undulation of the salty sea.

Shown here:

Wave dining table in natural walnut with Retaso sidechairs in dark brown maple with walnut.




WAVE



Left page:
Wave dining table in
natural walnut with
Annika armchairs and
side chairs in brown.

Right page:
Wave dining table detail
in natural walnut.



KC
163



YIN & YANG



The Yin & Yang incarnates a fusion of opposing elements: geometric with organic, pliable rattan with rigid steel and solid form with transparent volume.

This first design in the KC collection is destined to be a classic

Shown here:
Yin & Yang L-sofa and sofa in brown with Nobu coffee tables in brown.



KC
165

YIN & YANG



Made of rattan and steel.

Shown here:
Yin and Yang L-sofa and sofa in brown.



KC
167



YIN & YANG

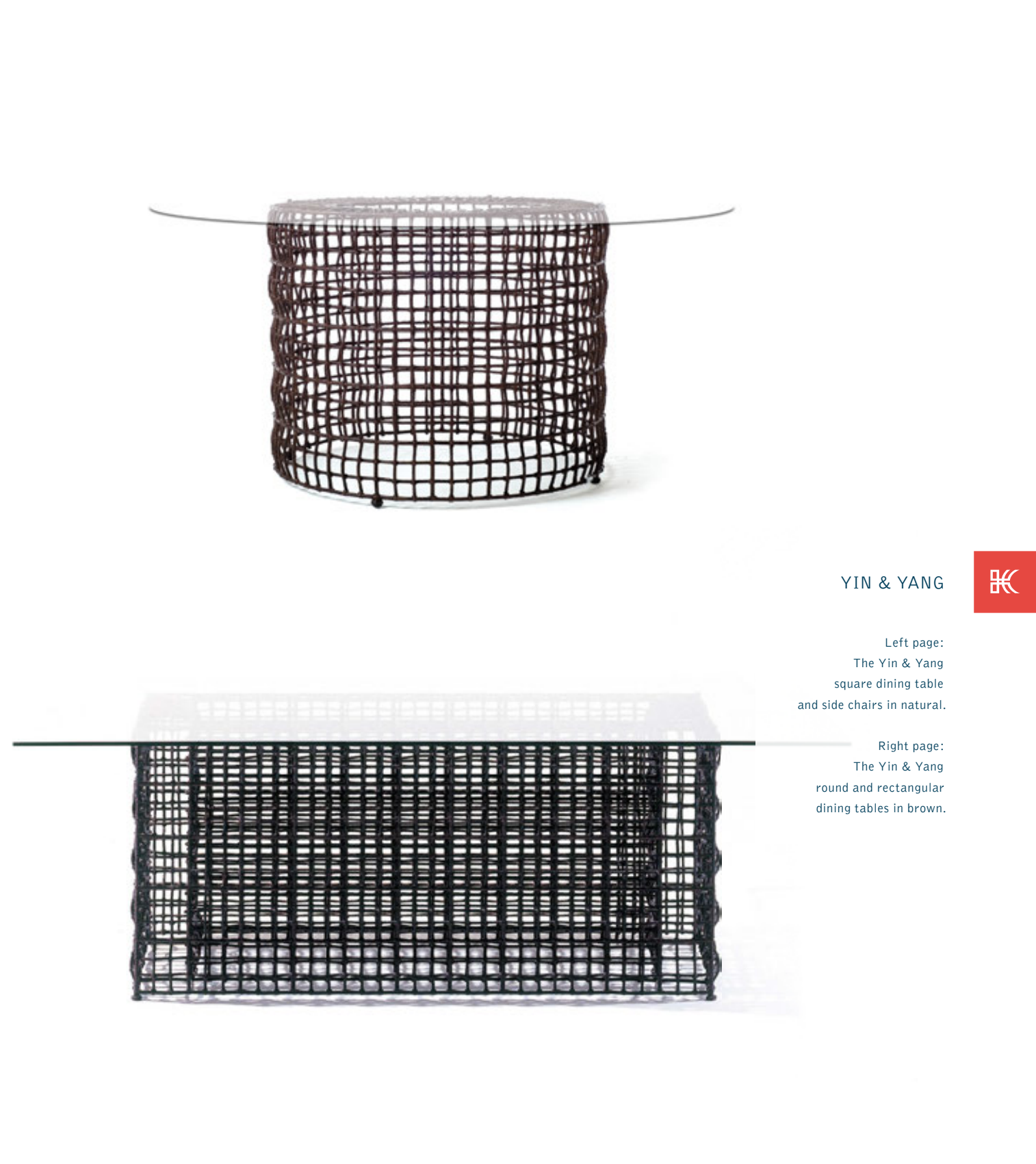


Left page:
Yin & Yang easy armchair in brown.

Right page:
Yin & Yang easy armchair in natural.



KC
169



YIN & YANG



Left page:
The Yin & Yang
square dining table
and side chairs in natural.

Right page:
The Yin & Yang
round and rectangular
dining tables in brown.



KC
171



YIN & YANG



Left page:
Yin and Yang bed with
Dimsum coffee tables 60.

Right page:
Yin and Yang bed with night tables.





KC
173

YODA



Tapping the natural tension of the rattan vine, the Yoda supports your back and offers comfort concealed in the seeming randomness of the material.

Shown here:
Various configurations of
Yoda sofa sections with
coffee and end tables in natural.



KC
175



YODA



Rattan vines span
a skeletal steel frame.

Left page:
Yoda coffee table detail
in natural.

Right page:
Various configurations of the
Yoda sofa sections in natural.



KC
177



YODA



Left page:
Yoda easy chair in
lime green for the indoors.

Right page:
Yoda easy chair in
bright red and natural
for the indoors.



KC
179

YODA



The rattan vines grow from the seat like tall grass in a field on a summer's day, transforming your living space into a garden.

Shown here:
Yoda side chairs in black.



KC
181



YODA



Left page:
Yoda barstools
with Link bar table.


Right page:
Yoda barstools
in natural, bronze,
bright red
and lime green.



dark brown



ash



brown



charcoal



natural walnut




natural




plum



macassar



whitewash




sand




natural oak



bronze



pale gray



black



silver



white



muted red




bright red



lime green



moss green



yellow



aqua



rose



OUTDOOR COLORS ☀

Due to the printing process,
colors and finishes shown
may differ slightly from
the actual product.



brown



pale gray



bronze




silver



natural




yellow



white



bright red



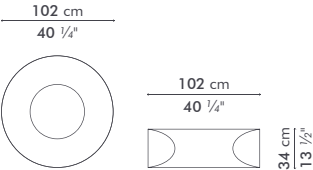
whitewash



black

AMAYA

COFFEE TABLE



MATERIALS

Indoor: abaca and steel
Outdoor: polyethylene and steel

INDOOR

Weight	17.5 kg / 39 lbs
Volume	0.40 m³

OUTDOOR

Weight	18.5 kg / 41 lbs
Volume	0.38 m³

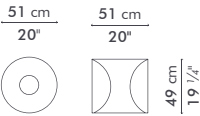
STANDARD GLASS

102 cm Ø x 12 mm thk
(40 ¾" Ø x 1/2" thk), pencil edge

COLORS / FINISHES

Indoor: brown
Outdoor: brown, bronze

END TABLE



MATERIALS

Indoor: abaca and steel
Outdoor: polyethylene and steel

INDOOR

Weight	9 kg / 20 lbs
Volume	0.15 m³

OUTDOOR

Weight	10 kg / 22 lbs
Volume	0.14 m³

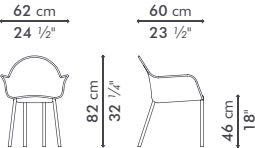
STANDARD GLASS

51 cm Ø x 10 mm thk
(20" Ø x 3/8" thk), pencil edge

COLORS / FINISHES

Indoor: brown
Outdoor: brown, bronze

ARMCHAIR



MATERIALS

Outdoor: polyethylene, aluminum
and stainless steel

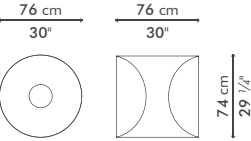
OUTDOOR

Weight	5.5 kg / 12 lbs
Volume	0.39 m³ (2 pcs in a box)

COLORS / FINISHES

Outdoor: brown, bronze, silver

DINING TABLE large



MATERIALS

Indoor: abaca and steel
Outdoor: polyethylene and steel

INDOOR

Weight	21.5 kg / 48 lbs
Volume	0.47 m³

OUTDOOR

Weight	22.5 kg / 50 lbs
Volume	0.46 m³

STANDARD GLASS

137 cm Ø x 12 mm thk
(54" Ø x 1/2" thk), pencil edge

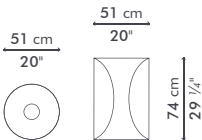
COLORS / FINISHES

Indoor: brown
Outdoor: brown, bronze



AMAYA

DINING TABLE regular



MATERIALS

Indoor: abaca and steel
Outdoor: polyethylene and steel

INDOOR

Weight 13.5 kg / 30 lbs
Volume 0.22 m³

OUTDOOR

Weight 14.5 kg / 32 lbs
Volume 0.21 m³

STANDARD GLASS

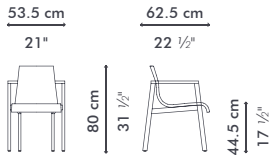
122 cm Ø x 12 mm thk
(48" Ø x 1/2" thk), pencil edge

COLORS / FINISHES

Indoor: brown
Outdoor: brown, bronze

ANNIKA

ARMCHAIR



MATERIALS

Indoor: maple and polyester fabric

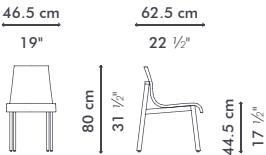
INDOOR

Weight 7 kg / 15 lbs
Volume 0.36 m³

COLORS / FINISHES

Indoor: brown, dark brown

SIDE CHAIR



MATERIALS

Indoor: maple and polyester fabric

INDOOR

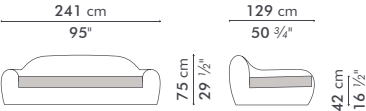
Weight 6 kg / 13 lbs
Volume 0.33 m³ (2 pcs. in a box)

COLORS / FINISHES

Indoor: brown, dark brown

BALOU

DAYBED



MATERIALS

Outdoor: polyethylene, nylon and steel

OUTDOOR

Weight 49 kg / 108 lbs
Volume 2.60 m³

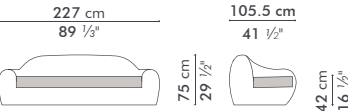
FABRIC REQUIREMENTS

seat: 3.90 m / 4.30 yds
pillows: 3pcs 51 x 51 cm / 20" x 20"
1.80 m / 1.95 yds
2pcs 46 x 46 cm / 18" x 18"
1.10 m / 1.20 yds
3pcs 49 x 33 cm / 19" x 13"
1.20 m / 1.30 yds

COLORS / FINISHES

Outdoor: natural, brown

SOFA



MATERIALS

Indoor: abaca, rattan, nylon and steel
Outdoor: polyethylene, nylon and steel

INDOOR

Weight 29.5 kg / 12 lbs
Volume 2.07 m³

OUTDOOR

Weight 44 kg / 97 lbs
Volume 2.02 m³

FABRIC REQUIREMENTS

seat: 3.65 m / 4.10 yds
pillows: 4pcs 51 x 51 cm / 20" x 20"
1.80 m / 1.95 yds
3pcs 49 x 33 cm / 19" x 13"
1.20 m / 1.30 yds

COLORS / FINISHES

Indoor: natural, brown
Outdoor: natural, brown

LOVESEAT



MATERIALS

Indoor: abaca, rattan, nylon and steel
Outdoor: polyethylene, nylon and steel

INDOOR

Weight 24 kg / 53 lbs
Volume 1.54 m³

OUTDOOR

Weight 25 kg / 55 lbs
Volume 1.49 m³

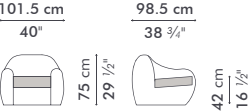
FABRIC REQUIREMENTS

seat: 2.80 m / 3.10 yds
pillows: 2pcs 49 x 33 cm / 19" x 13"
1.20 m / 1.30 yds

COLORS / FINISHES

Indoor: natural, brown
Outdoor: natural, brown

EASY ARMCHAIR



MATERIALS

Indoor: abaca, rattan, nylon and steel
Outdoor: polyethylene, nylon and steel

INDOOR

Weight 17 kg / 38 lbs
Volume 0.91 m³

OUTDOOR

Weight 19.5 kg / 43 lbs
Volume 0.88 m³

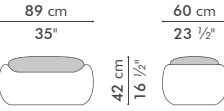
FABRIC REQUIREMENTS

seat: 1.65 m / 1.80 yds
pillows: 1pc 49 x 33 cm / 19" x 13"
0.60 m / 0.65 yds

COLORS / FINISHES

Indoor: natural, brown
Outdoor: natural, brown

OTTOMAN



MATERIALS

Indoor: abaca, rattan, nylon and steel
Outdoor: polyethylene, nylon and steel

INDOOR

Weight 11 kg / 24 lbs
Volume 0.25 m³

OUTDOOR

Weight 13.5 kg / 30 lbs
Volume 0.24 m³

FABRIC REQUIREMENTS

seat: 0.95 m / 1.05 yds

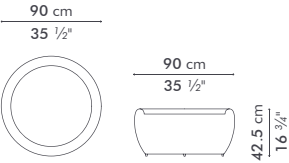
COLORS / FINISHES

Indoor: natural, brown
Outdoor: natural, brown



BALOU

COFFEE TABLE medium



MATERIALS

Indoor: abaca, rattan, nylon and steel
Outdoor: polyethylene, nylon and steel

INDOOR

Weight 10 kg / 22 lbs
Volume 0.38 m³

OUTDOOR

Weight 10.5 kg / 23 lbs
Volume 0.36 m³

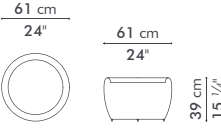
STANDARD GLASS

69.5 cm Ø x 10 mm thk
(27 3/4" Ø x 3/8" thk), frosted, swiped edge

COLORS / FINISHES

Indoor: natural, brown
Outdoor: natural, brown

COFFEE TABLE small



MATERIALS

Indoor: abaca, rattan, nylon and steel
Outdoor: polyethylene, nylon and steel

INDOOR

Weight 6.5 kg / 14 lbs
Volume 0.17 m³

OUTDOOR

Weight 7 kg / 15 lbs
Volume 0.16 m³

STANDARD GLASS

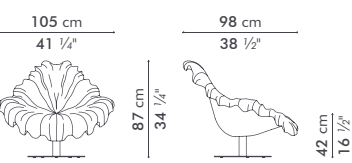
44.5 cm Ø x 6 mm thk
(17 1/2" Ø x 1/4" thk), frosted, swiped edge

COLORS / FINISHES

Indoor: natural, brown
Outdoor: natural, brown

BLOOM

EASY ARMCHAIR



MATERIALS

Indoor: microfiber, fiberglass reinforced polymer and steel

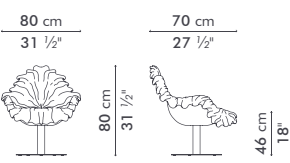
INDOOR

Weight 22.5 kg / 50 lbs
Volume 1.33 m³

COLORS / FINISHES

Indoor: moss green, lime green, yellow, muted red, black

CLUB CHAIR



MATERIALS

Indoor: microfiber, fiberglass reinforced polymer and steel

INDOOR

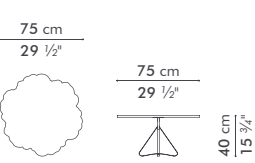
Weight 13.5 kg / 30 lbs
Volume 0.71 m³

COLORS / FINISHES

Indoor: moss green, lime green, yellow, muted red, black

BOUQUET

COFFEE TABLE



MATERIALS

Indoor: fiberglass reinforced polymer and stainless steel

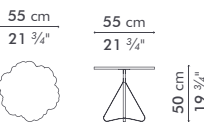
INDOOR

Weight 7 kg / 15 lbs
Volume 0.12 m³ (2 boxes)

COLORS / FINISHES

Indoor: black, white

END TABLE



MATERIALS

Indoor: fiberglass reinforced polymer and stainless steel

INDOOR

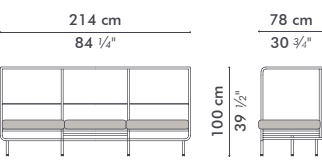
Weight 5 kg / 11 lbs
Volume 0.09 m³ (2 boxes)

COLORS / FINISHES

Indoor: black, white

CABARET

SOFA high back



MATERIALS

Indoor: polyester fabric, urethane foam and stainless steel
Outdoor: acrylic fabric, reticulated foam and stainless steel

INDOOR

Weight 43 kg / 95 lbs
Volume 1.87 m³

OUTDOOR

Weight 43 kg / 95 lbs
Volume 1.87 m³

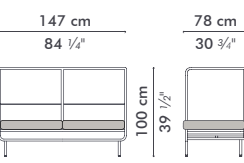
FABRIC REQUIREMENTS

seat: 5.80 m / 6.45 yds
pillows: 2pcs 49 x 33 cm / 19" x 13"
1.20 m / 1.30 yds
2pcs 43 x 43 cm / 17" x 17"
1.00 m / 1.09 yds

COLORS / FINISHES

Indoor: charcoal, plum, sand
Outdoor: yellow, silver, pale gray

LOVESEAT high back



MATERIALS

Indoor: polyester fabric, urethane foam and stainless steel
Outdoor: acrylic fabric, reticulated foam and stainless steel

INDOOR

Weight 32.5 kg / 72 lbs
Volume 1.32 m³

OUTDOOR

Weight 32.5 kg / 72 lbs
Volume 1.32 m³

FABRIC REQUIREMENTS

seat: 4.40 m / 4.90 yds
pillows: 2pcs 49 x 33 cm / 19" x 13"
1.20 m / 1.30 yds
2pcs 43 x 43 cm / 17" x 17"
1.00 m / 1.09 yds

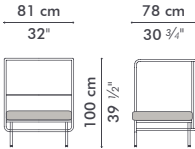
COLORS / FINISHES

Indoor: charcoal, plum, sand
Outdoor: yellow, silver, pale gray



CABARET

LOUNGE CHAIR



MATERIALS

Indoor: polyester fabric, urethane foam and stainless steel

Outdoor: acrylic fabric, reticulated foam and stainless steel

INDOOR

Weight	21 kg / 46 lbs
Volume	0.71 m³

OUTDOOR

Weight	21 kg / 46 lbs
Volume	0.71 m³

FABRIC REQUIREMENTS

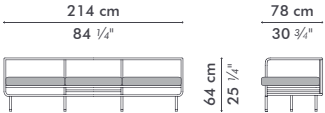
seat:	2.30 m / 2.60 yds
pillows:	1pc 49 x 33 cm / 19" x 13"
	0.60 m / 0.65 yds

COLORS / FINISHES

Indoor: charcoal, plum, sand

Outdoor: yellow, silver, pale gray

SOFA low back



MATERIALS

Indoor: polyester fabric, urethane foam and stainless steel

Outdoor: acrylic fabric, reticulated foam and stainless steel

INDOOR

Weight	39 kg / 86 lbs
Volume	1.22 m³

OUTDOOR

Weight	39 kg / 86 lbs
Volume	1.22 m³

FABRIC REQUIREMENTS

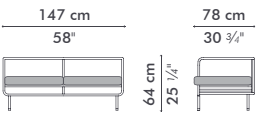
seat:	5.80 m / 6.45 yds
pillows:	2pcs 49 x 33 cm / 19" x 13"
	1.20 m / 1.30 yds
	2pcs 43 x 43 cm / 17" x 17"
	1.00 m / 1.09 yds

COLORS / FINISHES

Indoor: charcoal, plum, sand

Outdoor: yellow, silver, pale gray

LOVESEAT low back



MATERIALS

Indoor: polyester fabric, urethane foam and stainless steel

Outdoor: acrylic fabric, reticulated foam and stainless steel

INDOOR

Weight	29 kg / 64 lbs
Volume	0.86 m³

OUTDOOR

Weight	29 kg / 64 lbs
Volume	0.86 m³

FABRIC REQUIREMENTS

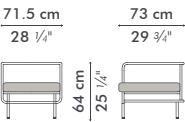
seat:	4.40 m / 4.90 yds
pillows:	2pcs 49 x 33 cm / 19" x 13"
	1.20 m / 1.30 yds
	2pcs 43 x 43 cm / 17" x 17"
	1.00 m / 1.09 yds

COLORS / FINISHES

Indoor: charcoal, plum, sand

Outdoor: yellow, silver, pale gray

EASY ARMCHAIR



MATERIALS

Indoor: polyester fabric, urethane foam and stainless steel

Outdoor: acrylic fabric, reticulated foam and stainless steel

INDOOR

Weight	16 kg / 35 lbs
Volume	0.38 m³

OUTDOOR

Weight	16 kg / 35 lbs
Volume	0.38 m³

FABRIC REQUIREMENTS

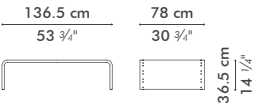
seat:	2.10 m / 2.35 yds
-------	-------------------

COLORS / FINISHES

Indoor: charcoal, plum, sand

Outdoor: yellow, silver, pale gray

COFFEE TABLE regular



MATERIALS

Indoor: fiberglass reinforced polymer, polyester fabric and reticulated foam

Outdoor: fiberglass reinforced polymer, acrylic fabric and reticulated foam

INDOOR

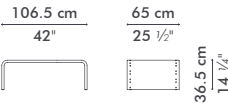
Weight	20 kg / 44 lbs
Volume	0.49 m³

COLORS / FINISHES

Indoor: charcoal, plum, sand

Outdoor: yellow, silver, pale gray

COFFEE TABLE small



MATERIALS

Indoor: fiberglass reinforced polymer, polyester fabric and reticulated foam

Outdoor: fiberglass reinforced polymer, acrylic fabric and reticulated foam

INDOOR

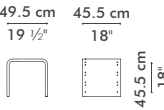
Weight	18 kg / 40 lbs
Volume	0.30 m³

COLORS / FINISHES

Indoor: charcoal, plum, sand

Outdoor: yellow, silver, pale gray

END TABLE small



MATERIALS

Indoor: fiberglass reinforced polymer, polyester fabric and reticulated foam

Outdoor: fiberglass reinforced polymer, acrylic fabric and reticulated foam

INDOOR

Weight	8 kg / 18 lbs
Volume	0.14 m³

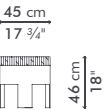
COLORS / FINISHES

Indoor: charcoal, plum, sand

Outdoor: yellow, silver, pale gray

CHIQUITA

STOOL



MATERIALS

Indoor: rattan, polyurethane foam and steel

INDOOR

Weight	15 kg / 33 lbs
Volume	0.14 m³

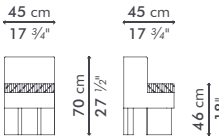
COLORS / FINISHES

Indoor: black, muted red, silver



CHIQUITA

STOOL WITH BACKREST



MATERIALS

Indoor: rattan, reconstituted leather,
urethane foam and steel

INDOOR

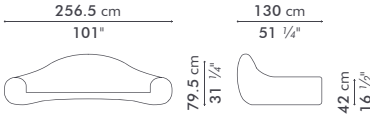
Weight	19.5 kg / 43 lbs
Volume	0.19 m³

COLORS / FINISHES

Indoor: brown

CROISSANT

SOFA



MATERIALS

Indoor: abaca or buri, nylon and steel
Outdoor: polyethylene, nylon and steel

INDOOR

Weight	48 kg / 106 lbs
Volume	3.53 m³

OUTDOOR

Weight	55 kg / 121 lbs
Volume	3.41 m³

FABRIC REQUIREMENTS

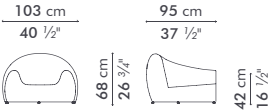
seat:	4.00 m / 4.45 yds
pillows:	2pcs 56 x 56 cm / 22" x 22"
	1.30 m / 1.40 yds
3pcs	46 x 46 cm / 18" x 18"
	1.65 m / 1.80 yds
2pcs	46 x 36 cm / 18" x 14"
	1.10 m / 1.20 yds

COLORS / FINISHES

Indoor: brown

Outdoor: brown, whitewash

EASY ARMCHAIR



MATERIALS

Indoor: abaca or buri, nylon and steel
Outdoor: polyethylene, nylon and steel

INDOOR

Weight	14.5 kg / 32 lbs
Volume	0.79 m³

OUTDOOR

Weight	17.5 kg / 39 lbs
Volume	0.76 m³

FABRIC REQUIREMENTS

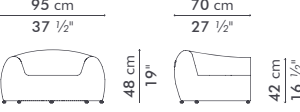
seat:	1.60 m / 1.80 yds
pillows:	1pc 46 x 46 cm / 18" x 18"
	0.55 m / 0.60 yds

COLORS / FINISHES

Indoor: brown

Outdoor: brown, whitewash

OTTOMAN



MATERIALS

Indoor: abaca or buri, nylon and steel
Outdoor: polyethylene, nylon and steel

INDOOR

Weight	12.5 kg / 28 lbs
Volume	0.36 m³

OUTDOOR

Weight	13.5 kg / 30 lbs
Volume	0.35 m³

FABRIC REQUIREMENTS

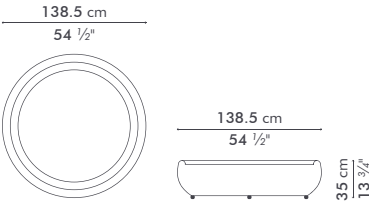
seat:	1.20 m / 1.30 yds
-------	-------------------

COLORS / FINISHES

Indoor: brown

Outdoor: brown, whitewash

COFFEE TABLE large



MATERIALS

Indoor: abaca or buri, nylon and steel
Outdoor: polyethylene, nylon and steel

INDOOR

Weight	17.5 kg / 39 lbs
Volume	0.76 m³

OUTDOOR

Weight	20 kg / 44 lbs
Volume	0.73 m³

STANDARD GLASS

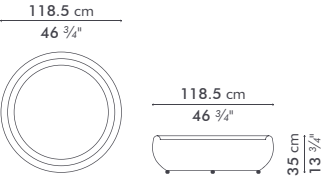
119.5 cm Ø x 10 mm thk
(47" Ø x 3/8" thk), frosted, swiped edge

COLORS / FINISHES

Indoor: brown

Outdoor: brown, whitewash

COFFEE TABLE medium



MATERIALS

Indoor: abaca or buri, nylon and steel
Outdoor: polyethylene, nylon and steel

INDOOR

Weight	14.5 kg / 32 lbs
Volume	0.56 m³

OUTDOOR

Weight	16.5 kg / 36 lbs
Volume	0.53 m³

STANDARD GLASS

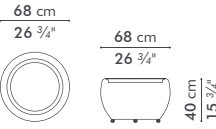
100 cm Ø x 10 mm thk
(39 1/2" Ø x 3/8" thk), frosted, swiped edge

COLORS / FINISHES

Indoor: brown

Outdoor: brown, whitewash

END TABLE



MATERIALS

Indoor: abaca or buri, nylon and steel
Outdoor: polyethylene, nylon and steel

INDOOR

Weight	6 kg / 13 lbs
Volume	0.21 m³

OUTDOOR

Weight	7.5 kg / 17 lbs
Volume	0.20 m³

STANDARD GLASS

50 cm Ø x 6 mm thk
(19 3/4" Ø x 1/4" thk), frosted, swiped edge

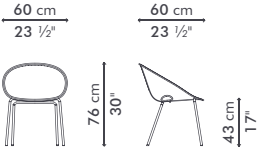
COLORS / FINISHES

Indoor: brown

Outdoor: brown, whitewash

DIMPLE

STACKING ARMCHAIR



MATERIALS

Outdoor: polyethylene, steel
and stainless steel

OUTDOOR

Weight	7.5 kg / 17 lbs
Volume	0.35 m³

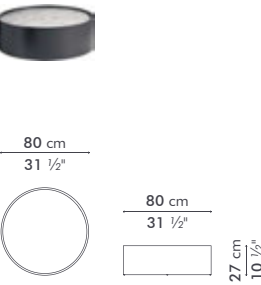
COLORS / FINISHES

Outdoor: bronze



DIMSUM

COFFEE TABLE 80



MATERIALS

Indoor: reconstituted leather, bamboo and plywood

INDOOR

Weight	9.5 kg / 21 lbs
Volume	0.23 m ³

STANDARD GLASS

75.5 cm Ø x 6 mm thk
(29 3/4" Ø x 1/4" thk), swiped edge

COLORS / FINISHES

Indoor: brown

COFFEE TABLE 60



MATERIALS

Indoor: reconstituted leather, bamboo and plywood

INDOOR

Weight	6.5 kg / 14 lbs
Volume	0.17 m ³

STANDARD GLASS

55.5 cm Ø x 6 mm thk
(21 3/4" Ø x 1/4" thk), swiped edge

COLORS / FINISHES

Indoor: brown

COFFEE TABLE 40



MATERIALS

Indoor: reconstituted leather, bamboo and plywood

INDOOR

Weight	4.5 kg / 10 lbs
Volume	0.06 m ³

STANDARD GLASS

35.5 cm Ø x 6 mm thk
(14" Ø x 1/4" thk), swiped edge

COLORS / FINISHES

Indoor: brown

END TABLE 50



MATERIALS

Indoor: reconstituted leather, bamboo and plywood

INDOOR

Weight	5.5 kg / 12 lbs
Volume	0.18 m ³

STANDARD GLASS

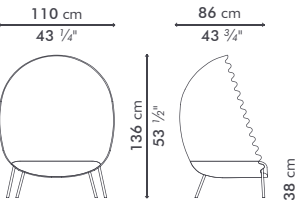
45.5 cm Ø x 6 mm thk
(18" Ø x 1/4" thk), swiped edge

COLORS / FINISHES

Indoor: brown

DRAGNET

LOUNGE CHAIR



MATERIALS

Indoor: polycotton, steel, and stainless steel

Outdoor: acrylic fabric, steel and stainless steel

INDOOR

Weight	31.5 kg / 70 lbs
Volume	1.35 m ³

OUTDOOR

Weight	31.5 kg / 70 lbs
Volume	1.35 m ³

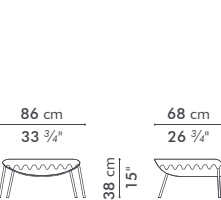
FABRIC REQUIREMENTS

seat:	1.90 m / 2.10 yds
pillows:	1pc 69 x 69 cm / 27" x 27"
	1.20 m / 1.30 yds

COLORS / FINISHES

Indoor: black, bright red
Outdoor: black, bright red

OTTOMAN



MATERIALS

Indoor: polycotton, steel, and stainless steel

Outdoor: acrylic fabric, steel and stainless steel

INDOOR

Weight	7 kg / 16 lbs
Volume	0.26 m ³

OUTDOOR

Weight	7 kg / 16 lbs
Volume	0.26 m ³

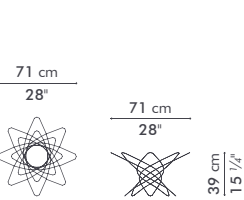
FABRIC REQUIREMENTS

seat:	2.05 m / 2.25 yds
-------	-------------------

COLORS / FINISHES

Indoor: black, bright red
Outdoor: black, bright red

COFFEE TABLE



MATERIALS

Indoor: polycotton and steel
Outdoor: acrylic fabric and steel

INDOOR

Weight	10.5 kg / 23 lbs
Volume	0.22 m ³

OUTDOOR

Weight	10.5 kg / 23 lbs
Volume	0.22 m ³

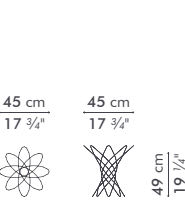
STANDARD GLASS

107 cm Ø x 10 mm thk
(42" Ø x 3/8" thk), pencil edge

COLORS / FINISHES

Indoor: black, bright red
Outdoor: black, bright red

END TABLE



MATERIALS

Indoor: polycotton and steel
Outdoor: acrylic fabric and steel

INDOOR

Weight	5.5 kg / 12 lbs
Volume	0.12 m ³

OUTDOOR

Weight	5.5 kg / 12 lbs
Volume	0.12 m ³

STANDARD GLASS

60 cm Ø x 10 mm thk
(23 1/2" Ø x 3/8" thk), pencil edge

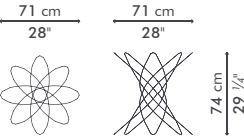
COLORS / FINISHES

Indoor: black, bright red
Outdoor: black, bright red



DRAGNET

DINING TABLE regular



MATERIALS
Indoor: polycotton and steel
Outdoor: acrylic fabric and steel

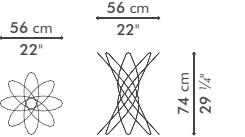
INDOOR	
Weight	16 kg / 35 lbs
Volume	0.43 m³

OUTDOOR	
Weight	16 kg / 35 lbs
Volume	0.43 m³

STANDARD GLASS
122 cm Ø x 12 mm thk
(48" Ø x 1/2" thk), pencil edge

COLORS / FINISHES
Indoor: bright red, black
Outdoor: bright red, black

DINING TABLE small



MATERIALS
Indoor: polycotton and steel
Outdoor: acrylic fabric and steel

INDOOR	
Weight	14 kg / 31 lbs
Volume	0.27 m³

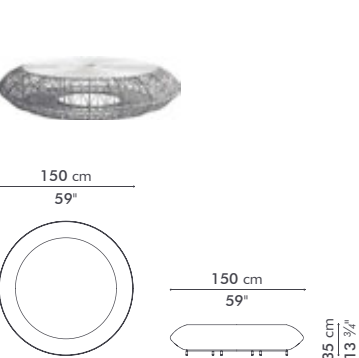
OUTDOOR	
Weight	14 kg / 31 lbs
Volume	0.27 m³

STANDARD GLASS
107 cm Ø x 12 mm thk
(42" Ø x 1/2" thk), pencil edge

COLORS / FINISHES
Indoor: bright red, black
Outdoor: bright red, black

DREAMCATCHER

STOOL 150

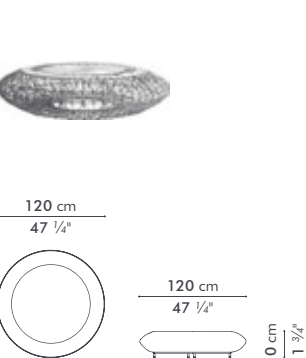


MATERIALS
Outdoor: polyethylene, nylon and steel

OUTDOOR	
Weight	21 kg / 46 lbs
Volume	0.88 m³

COLORS / FINISHES
Outdoor: natural

STOOL 120

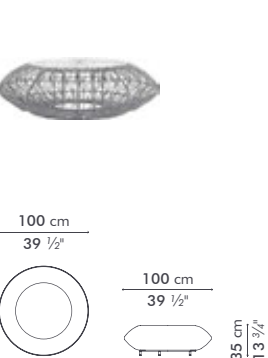


MATERIALS
Outdoor: polyethylene, nylon and steel

OUTDOOR	
Weight	15 kg / 33 lbs
Volume	0.49 m³

COLORS / FINISHES
Outdoor: natural

STOOL 100

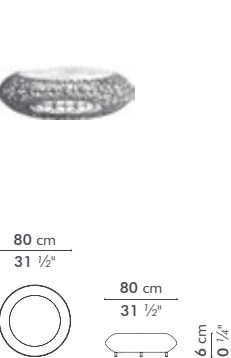


MATERIALS
Outdoor: polyethylene, nylon and steel

OUTDOOR	
Weight	11 kg / 24 lbs
Volume	0.40 m³

COLORS / FINISHES
Outdoor: natural

STOOL 80




MATERIALS
Outdoor: polyethylene, nylon and steel

OUTDOOR	
Weight	6.5 kg / 14 lbs
Volume	0.19 m³

COLORS / FINISHES
Outdoor: natural

STOOL 50



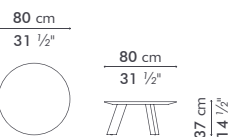
MATERIALS
Outdoor: polyethylene, nylon and steel

OUTDOOR	
Weight	5 kg / 11 lbs
Volume	0.13 m³

COLORS / FINISHES
Outdoor: natural

FREYA

COFFEE TABLE



MATERIALS
Indoor: oak

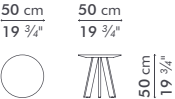
INDOOR	
Weight	12.5 kg / 28 lbs
Volume	0.14 m³

COLORS / FINISHES
Indoor: natural oak, brown, dark brown



FREYA

END TABLE



MATERIALS

Indoor: oak

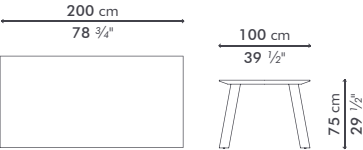
INDOOR

Weight	5 kg / 11 lbs
Volume	0.17 m ³

COLORS / FINISHES

Indoor: natural oak, brown, dark brown

DINING TABLE rectangular



MATERIALS

Indoor: oak

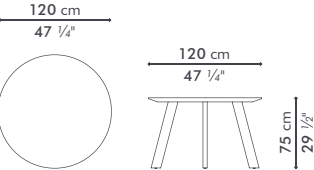
INDOOR

Weight	36 kg / 79 lbs
Volume	0.27 m ³

COLORS / FINISHES

Indoor: natural oak, brown, dark brown

DINING TABLE round regular



MATERIALS

Indoor: oak

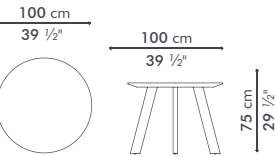
INDOOR

Weight	27.5 kg / 61 lbs
Volume	0.24 m ³

COLORS / FINISHES

Indoor: natural oak, brown, dark brown

DINING TABLE round small



MATERIALS

Indoor: oak

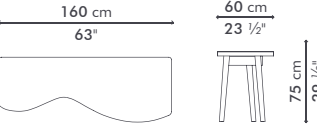
INDOOR

Weight	22 kg / 49 lbs
Volume	0.18 m ³

COLORS / FINISHES

Indoor: natural oak, brown, dark brown

WRITING DESK left



MATERIALS

Indoor: oak

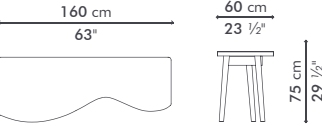
INDOOR

Weight	19.5 kg / 43 lbs
Volume	0.92 m ³

COLORS / FINISHES

Indoor: natural oak, brown, dark brown

WRITING DESK right



MATERIALS

Indoor: oak

INDOOR

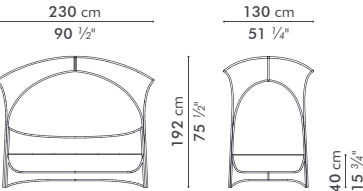
Weight	19.5 kg / 43 lbs
Volume	0.92 m ³

COLORS / FINISHES

Indoor: natural oak, brown, dark brown

HAGIA

DAYBED



MATERIALS

Outdoor: polyethylene, nylon and steel

OUTDOOR

Weight	80.5 kg / 178 lbs
Volume	4.43 m ³

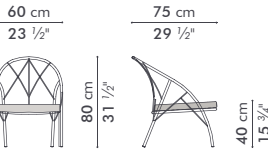
FABRIC REQUIREMENTS

seat:	5.10 m / 5.70 yds
pillows:	4pcs 56 x 56 cm / 22" x 22"
	2.60 m / 2.80 yds
	3pcs 51 x 51 cm / 20" x 20"
	1.80 m / 1.95 yds
	4pcs 49 x 33 cm / 19" x 13"
	1.80 m / 1.95 yds

COLORS / FINISHES

Outdoor: black, whitewash

EASY ARMCHAIR



MATERIALS

Outdoor: polyethylene, nylon and steel

OUTDOOR

Weight	7.5 kg / 17 lbs
Volume	0.43 m ³

FABRIC REQUIREMENTS

seat:	1.20 m / 1.30 yds
-------	-------------------

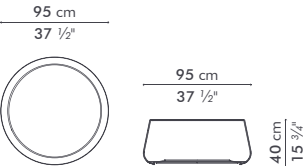
COLORS / FINISHES

Outdoor: black, whitewash



HAGIA

COFFEE TABLE



MATERIALS

Outdoor: polyethylene, nylon and steel

OUTDOOR

Weight	6.5 kg / 14 lbs
Volume	0.41 m³

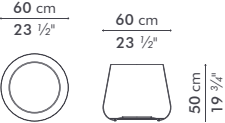
STANDARD GLASS

79 cm Ø x 10 mm thk
(31" Ø x 3/8" thk), frosted, swiped edge

COLORS / FINISHES

Outdoor: black, whitewash

END TABLE



MATERIALS

Outdoor: polyethylene, nylon and steel

OUTDOOR

Weight	4.5 kg / 10 lbs
Volume	0.21 m³

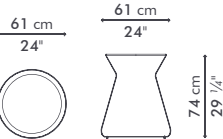
STANDARD GLASS

42.5 cm Ø x 6 mm thk
(16 3/4" Ø x 1/4" thk), frosted, swiped edge

COLORS / FINISHES

Outdoor: black, whitewash

DINING TABLE



MATERIALS

Outdoor: polyethylene, nylon and steel

OUTDOOR

Weight	10.5 kg / 23 lbs
Volume	0.35 m³

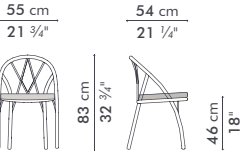
STANDARD GLASS

100 cm Ø x 12 mm thk
(39 1/2" Ø x 1/2" thk), frosted, pencil edge

COLORS / FINISHES

Outdoor: black, whitewash

SIDE CHAIR



MATERIALS

Outdoor: polyethylene, nylon and aluminum

OUTDOOR

Weight	5 kg / 11 lbs
Volume	0.35 m³ (2 pcs in a box)

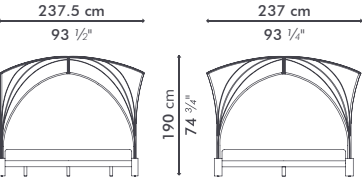
FABRIC REQUIREMENTS

seat: 0.90 m / 1.00 yds

COLORS / FINISHES

Outdoor: black, whitewash

BED american king



MATERIALS

Indoor: buri, rattan peel, nylon, steel
and oak

INDOOR

Weight	101.5 kg / 224 lbs
Volume	4.28 m³

MATTRESS

203 cm L x 193 cm W x 20-30 cm H
(80" L x 76" W x 8-12" H)

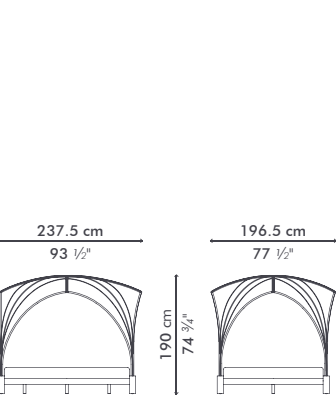
INSIDE MEASUREMENT

207 cm L x 197 cm W
(81 1/2" L x 77 1/2" W)

COLORS / FINISHES

Indoor: brown

BED american queen



MATERIALS

Indoor: buri, rattan peel, nylon, steel
and oak

INDOOR

Weight	91.5 kg / 202 lbs
Volume	3.44 m³

MATTRESS

203 cm L x 152.5 cm W x 20-30 cm H
(80" L x 60" W x 8-12" H)

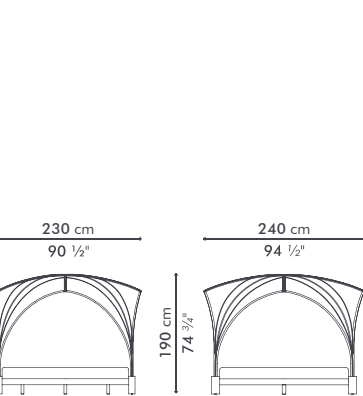
INSIDE MEASUREMENT

207 cm L x 156.5 cm W
(81 1/2" L x 61 1/2" W)

COLORS / FINISHES

Indoor: brown

BED european extra king



MATERIALS

Indoor: buri, rattan peel, nylon, steel
and oak

INDOOR

Weight	106 kg / 234 lbs
Volume	4.35 m³

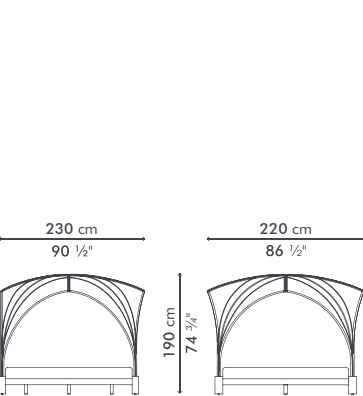
MATTRESS

200 cm L x 200 cm W x 20-30 cm H
(78 3/4" L x 78 3/4" W x 8-12" H)

COLORS / FINISHES

Indoor: brown

BED european king



MATERIALS

Indoor: buri, rattan peel, nylon, steel
and oak

INDOOR

Weight	95.5 kg / 211 lbs
Volume	3.88 m³

MATTRESS

200 cm L x 180 cm W x 20-30 cm H
(78 3/4" L x 70 3/4" W x 8-12" H)

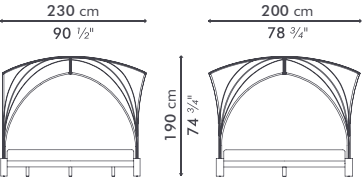
COLORS / FINISHES

Indoor: brown



HAGIA

BED european queen



MATERIALS

Indoor: buri, rattan peel, nylon, steel and oak

INDOOR

Weight 90.5 kg / 200 lbs
Volume 3.42 m³

MATTRESS

200 cm L x 160 cm W x 20-30 cm H
(78 3/4" L x 63" W x 8-12 H)

COLORS / FINISHES

Indoor: brown

NIGHT TABLE



MATERIALS

Indoor: buri, rattan peel, nylon, steel and oak

INDOOR

Weight 6.5 kg / 14 lbs
Volume 0.16 m³

COLORS / FINISHES

Indoor: brown

HARRY

ROCKING STOOL



MATERIALS

Indoor: microfiber, urethane foam, plywood and stainless steel

INDOOR

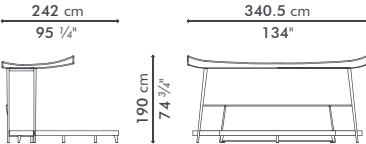
Weight 9 kg / 20 lbs
Volume 0.20 m³

COLORS / FINISHES

Indoor: black, brown, lime green, moss green, muted red, yellow

IMA

BED american king



MATERIALS

Indoor: abaca, steel, reconstituted leather and maple

INDOOR

Weight 123 kg / 271 lbs
Volume 1.99 m³ (2 boxes)

MATTRESS

203 cm L x 193 cm W x 20-30 cm H
(80" L x 76" W x 8-12" H)

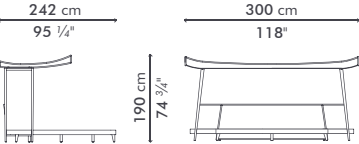
INSIDE MEASUREMENT

207 cm L x 197 cm W
(81 1/2" L x 77 1/2" W)

COLORS / FINISHES

Indoor: brown

BED american queen



MATERIALS

Indoor: abaca, steel, reconstituted leather and maple

INDOOR

Weight 114 kg / 251 lbs
Volume 1.74 m³ (2 boxes)

MATTRESS

203 cm L x 152.5 cm W x 20-30 cm H
(80" L x 60" W x 8-12" H)

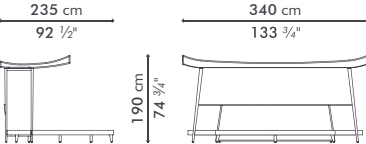
INSIDE MEASUREMENT

207 cm L x 156.5 cm W
(81 1/2" L x 61 1/2" W)

COLORS / FINISHES

Indoor: brown

BED european extra king



MATERIALS

Indoor: abaca, steel, reconstituted leather and maple

INDOOR

Weight 130 kg / 287 lbs
Volume 1.97 m³ (2 boxes)

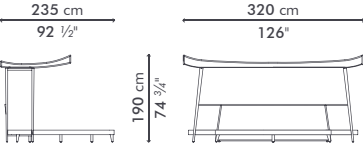
MATTRESS

200 cm L x 200 cm W x 20-30 cm H
(78 3/4" L x 78 3/4" W x 8-12" H)

COLORS / FINISHES

Indoor: brown

BED european king



MATERIALS

Indoor: abaca, steel, reconstituted leather and maple

INDOOR

Weight 117 kg / 258 lbs
Volume 1.88 m³ (2 boxes)

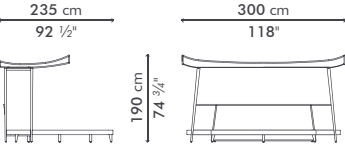
MATTRESS

200 cm L x 180 cm W x 20-30 cm H
(78 3/4" L x 70 3/4" W x 8-12" H)

COLORS / FINISHES

Indoor: brown

BED european queen



MATERIALS

Indoor: abaca, steel, reconstituted leather and maple

INDOOR

Weight 110 kg / 243 lbs
Volume 1.84 m³ (2 boxes)

MATTRESS

200 cm L x 160 cm W x 20-30 cm H
(78 3/4" L x 63" W x 8-12" H)

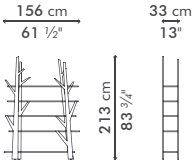
COLORS / FINISHES

Indoor: brown



JUNIPER

BOOKSHELF medium



MATERIALS

Indoor: oak

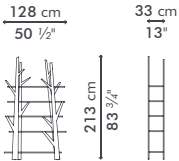
INDOOR

Weight	31.5 kg / 70 lbs
Volume	2.01 m ³

COLORS / FINISHES

Indoor: natural oak, brown, dark brown

BOOKSHELF small



MATERIALS

Indoor: oak

INDOOR

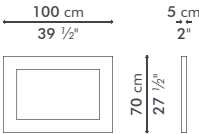
Weight	28 kg / 62 lbs
Volume	1.65 m ³

COLORS / FINISHES

Indoor: natural oak, brown, dark brown

KABUKI

MIRROR FRAME



MATERIALS

Indoor: hand carved HDF (high-density fiberboard)

INDOOR

Weight	7.5 kg / 17 lbs
Volume	0.09 m ³

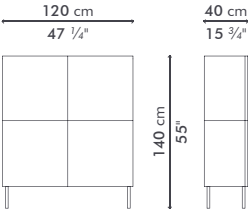
STANDARD MIRROR

74 cm W x 44 cm H x 5 mm thk
(29 1/4" W x 17 1/4" H x 1/5" thk), mirror glass

COLORS / FINISHES

Indoor: ash, brown

CABINET



MATERIALS

Indoor: hand carved HDF (high-density fiberboard) and stainless steel

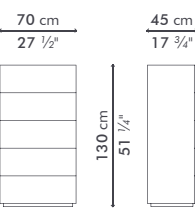
INDOOR

Weight	73 kg / 161 lbs
Volume	0.95 m ³

COLORS / FINISHES

Indoor: ash, brown

HIGH DRESSER



MATERIALS

Indoor: hand carved HDF (high-density fiberboard)

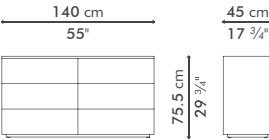
INDOOR

Weight	74 kg / 163 lbs
Volume	0.58 m ³

COLORS / FINISHES

Indoor: ash, brown

DRESSER



MATERIALS

Indoor: hand carved HDF (high-density fiberboard)

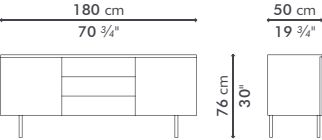
INDOOR

Weight	70 kg / 154 lbs
Volume	0.61 m ³

COLORS / FINISHES

Indoor: ash, brown

BUFFET CABINET large



MATERIALS

Indoor: hand carved HDF (high-density fiberboard) and stainless steel

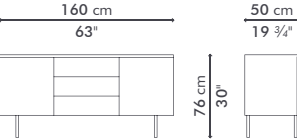
INDOOR

Weight	80 kg / 176 lbs
Volume	0.87 m ³

COLORS / FINISHES

Indoor: ash, brown

BUFFET CABINET regular



MATERIALS

Indoor: hand carved HDF (high-density fiberboard) and stainless steel

INDOOR

Weight	71 kg / 157 lbs
Volume	0.79 m ³

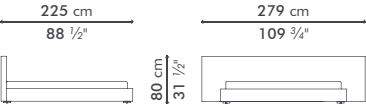
COLORS / FINISHES

Indoor: ash, brown



KABUKI

BED american king



MATERIALS

Indoor: hand carved HDF (high-density fiberboard)

INDOOR

Weight 106 kg / 234 lbs
Volume 0.97 m³ (3 boxes)

MATTRESS

203 cm L x 193 cm W x 20-30 cm H
(80" L x 76" W x 8-12" H)

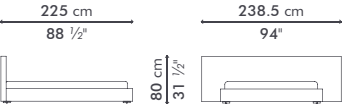
INSIDE MEASUREMENT

207 cm L x 197 cm W
(81 1/2" L x 77 1/2" W)

COLORS / FINISHES

Indoor: ash, brown

BED american queen



MATERIALS

Indoor: hand carved HDF (high-density fiberboard)

INDOOR

Weight 91 kg / 201 lbs
Volume 0.85 m³ (3 boxes)

MATTRESS

203 cm L x 152.5 cm W x 20-30 cm H
(80" L x 60" W x 8-12" H)

INSIDE MEASUREMENT

207 cm L x 156.5 cm W
(81 1/2" L x 61 1/2" W)

COLORS / FINISHES

Indoor: ash, brown

BED european extra king



MATERIALS

Indoor: hand carved HDF (high-density fiberboard)

INDOOR

Weight 108 kg / 238 lbs
Volume 1.01 m³ (3 boxes)

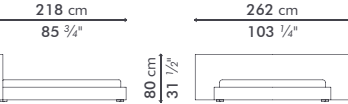
MATTRESS

200 cm L x 200 cm W x 20-30 cm H
(78 3/4" L x 78 3/4" W x 8-12" H)

COLORS / FINISHES

Indoor: ash, brown

BED european king



MATERIALS

Indoor: hand carved HDF (high-density fiberboard)

INDOOR

Weight 100 kg / 220 lbs
Volume 0.92 m³ (3 boxes)

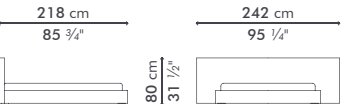
MATTRESS

200 cm L x 180 cm W x 20-30 cm H
(78 3/4" L x 70 3/4" W x 8-12" H)

COLORS / FINISHES

Indoor: ash, brown

BED european queen



MATERIALS

Indoor: hand carved HDF (high-density fiberboard)

INDOOR

Weight 91 kg / 201 lbs
Volume 0.86 m³ (3 boxes)

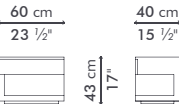
MATTRESS

200 cm L x 160 cm W x 20-30 cm H
(78 3/4" L x 63" W x 8-12" H)

COLORS / FINISHES

Indoor: ash, brown

NIGHT TABLE right



MATERIALS

Indoor: hand carved HDF (high-density fiberboard)

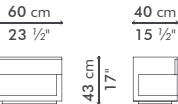
INDOOR

Weight 18 kg / 40 lbs
Volume 0.15 m³

COLORS / FINISHES

Indoor: ash, brown

NIGHT TABLE left



MATERIALS

Indoor: hand carved HDF (high-density fiberboard)

INDOOR

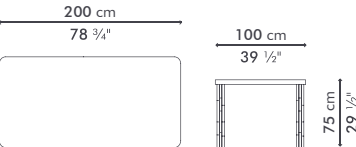
Weight 18 kg / 40 lbs
Volume 0.15 m³

COLORS / FINISHES

Indoor: ash, brown

KAWAYAN

DINING TABLE rectangular



MATERIALS

Indoor: rattan and oak

INDOOR

Weight 54 kg / 119 lbs
Volume 0.31 m³

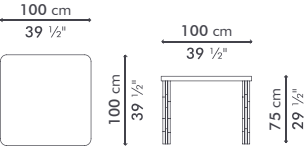
COLORS / FINISHES

Indoor: dark brown, pale gray



KAWAYAN

DINING TABLE square



MATERIALS

Indoor: rattan and oak

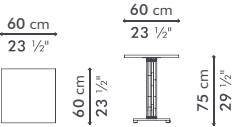
INDOOR

Weight	32.5 kg / 72 lbs
Volume	0.20 m ³

COLORS / FINISHES

Indoor: dark brown, pale gray

BISTRO TABLE



MATERIALS

Indoor: rattan and oak

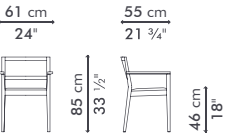
INDOOR

Weight	16 kg / 35 lbs
Volume	0.34 m ³

COLORS / FINISHES

Indoor: dark brown

ARMCHAIR



MATERIALS

Indoor: rattan and oak or maple

INDOOR

Weight	7.5 kg / 17 lbs
Volume	0.34 m ³

COLORS / FINISHES

Indoor: dark brown

SIDE CHAIR



MATERIALS

Indoor: rattan and oak or maple

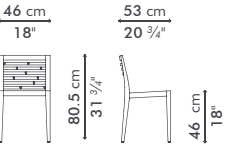
INDOOR

Weight	7 kg / 15 lbs
Volume	0.35 m ³

COLORS / FINISHES

Indoor: dark brown

BISTRO SIDE CHAIR



MATERIALS

Indoor: rattan and oak or maple

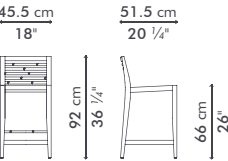
INDOOR

Weight	5.5 kg / 12 lbs
Volume	0.36 m ³

COLORS / FINISHES

Indoor: dark brown

BARSTOOL



MATERIALS

Indoor: rattan and oak or maple

INDOOR

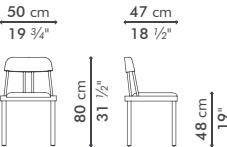
Weight	6.5 kg / 14 lbs
Volume	0.27 m ³

COLORS / FINISHES

Indoor: dark brown

KAWAYAN TOO

SIDE CHAIR



MATERIALS

Indoor: rattan and maple

INDOOR

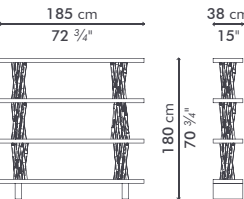
Weight	6 kg / 13 lbs
Volume	0.37 m ³

COLORS / FINISHES

Indoor: dark brown, pale gray

KAWAYAN

BOOKSHELF large



MATERIALS

Indoor: rattan and oak

INDOOR

Weight	46 kg / 101 lbs
Volume	1.74 m ³

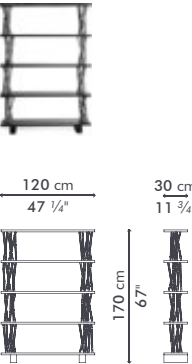
COLORS / FINISHES

Indoor: dark brown



KAWAYAN

BOOKSHELF medium



MATERIALS

Indoor: rattan and oak

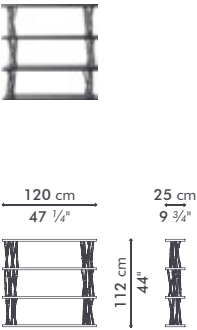
INDOOR

Weight	32 kg / 71 lbs
Volume	0.83 m ³

COLORS / FINISHES

Indoor: dark brown

BOOKSHELF small



MATERIALS

Indoor: rattan and oak

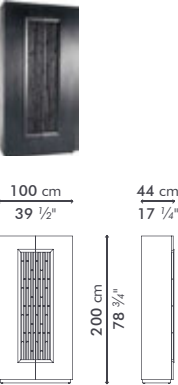
INDOOR

Weight	26 kg / 57 lbs
Volume	0.52 m ³

COLORS / FINISHES

Indoor: dark brown

CABINET



MATERIALS

Indoor: rattan and oak

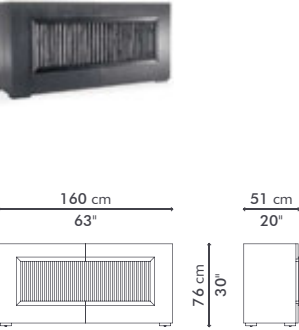
INDOOR

Weight	86 kg / 190 lbs
Volume	1.26 m ³

COLORS / FINISHES

Indoor: dark brown

BUFFET CABINET



MATERIALS

Indoor: rattan and oak

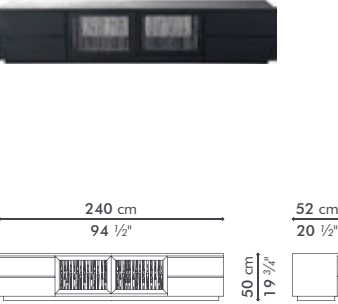
INDOOR

Weight	54 kg / 119 lbs
Volume	0.83 m ³

COLORS / FINISHES

Indoor: dark brown

ENTERTAINMENT CONSOLE regular



MATERIALS

Indoor: rattan and oak

INDOOR

Weight	66 kg / 146 lbs
Volume	0.83 m ³

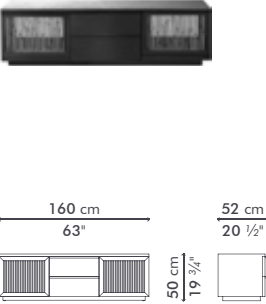
STANDARD GLASS for shelf

40.5 cm D x 58.5 cm W x 6 mm thk
(16" D x 23" W x 1/4" thk), clear glass

COLORS / FINISHES

Indoor: dark brown

ENTERTAINMENT CONSOLE small



MATERIALS

Indoor: rattan and oak

INDOOR

Weight	44 kg / 97 lbs
Volume	0.56 m ³

STANDARD GLASS for shelf

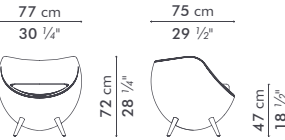
46.5 cm D x 50 cm W x 6 mm thk
(18 3/4" D x 19 3/4" W x 1/4" thk), clear glass

COLORS / FINISHES

Indoor: dark brown

LA LUNA

EASY ARMCHAIR



MATERIALS

Indoor: rattan, rattan peel,
polyurethane foam and maple

INDOOR

Weight	15.5 kg / 34 lbs
Volume	0.47 m ³

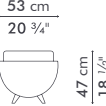
FABRIC REQUIREMENTS

seat: 0.80 m / 0.90 yds

COLORS / FINISHES

Indoor: ash, brown

OTTOMAN



MATERIALS

Indoor: rattan, rattan peel,
polyurethane foam and maple

INDOOR

Weight	7 kg / 16 lbs
Volume	0.16 m ³

FABRIC REQUIREMENTS

seat: 0.80 m / 0.90 yds

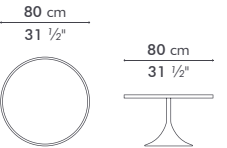
COLORS / FINISHES

Indoor: ash, brown



LUNA

OCCASIONAL TABLE 80



MATERIALS

Indoor: rattan, high-pressure laminate and maple

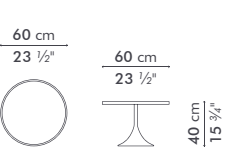
INDOOR

Weight	8 kg / 18 lbs
Volume	0.39 m³

COLORS / FINISHES

Indoor: ash, brown

OCCASIONAL TABLE 60



MATERIALS

Indoor: rattan, high-pressure laminate and maple

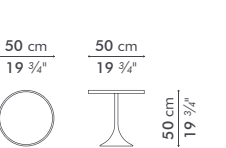
INDOOR

Weight	6.5 kg / 14 lbs
Volume	0.21 m³

COLORS / FINISHES

Indoor: ash, brown

OCCASIONAL TABLE 50



MATERIALS

Indoor: rattan, high-pressure laminate and maple

INDOOR

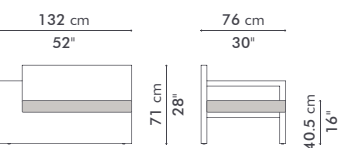
Weight	5.5 kg / 12 lbs
Volume	0.18 m³

COLORS / FINISHES

Indoor: ash, brown

LINK

EASY ARMCHAIR right



MATERIALS

Outdoor: polyethylene and aluminum

OUTDOOR

Weight	19 kg / 42 lbs
Volume	0.81 m³

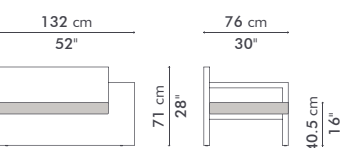
FABRIC REQUIREMENTS

seat:	2.20 m / 2.45 yds
pillows:	1pc 109 x 51 cm / 43" x 20"
	1.15 m / 1.30 yds

COLORS / FINISHES

Outdoor: brown, whitewash

EASY ARMCHAIR left



MATERIALS

Outdoor: polyethylene and aluminum

OUTDOOR

Weight	19 kg / 42 lbs
Volume	0.81 m³

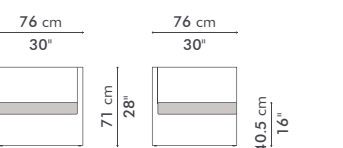
FABRIC REQUIREMENTS

seat:	2.20 m / 2.45 yds
pillows:	1pc 109 x 51 cm / 43" x 20"
	1.15 m / 1.30 yds

COLORS / FINISHES

Outdoor: brown, whitewash

EASY CHAIR corner



MATERIALS

Outdoor: polyethylene and aluminum

OUTDOOR

Weight	16.5 kg / 36 lbs
Volume	0.47 m³

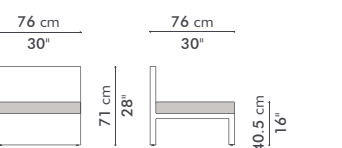
FABRIC REQUIREMENTS

seat:	1.50 m / 1.65 yds
pillows:	1pc 79 x 51 cm / 31" x 20"
	0.85 m / 0.95 yds
	1pc 61 x 51 cm / 24" x 20"
	0.70 m / 0.75 yds

COLORS / FINISHES

Outdoor: brown, whitewash

EASY CHAIR



MATERIALS

Outdoor: polyethylene and aluminum

OUTDOOR

Weight	12.5 kg / 28 lbs
Volume	0.46 m³

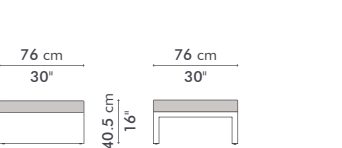
FABRIC REQUIREMENTS

seat:	1.60 m / 1.75 yds
pillows:	1pc 79 x 51 cm / 31" x 20"
	0.85 m / 0.95 yds

COLORS / FINISHES

Outdoor: brown, whitewash

OTTOMAN



MATERIALS

Outdoor: polyethylene and aluminum

OUTDOOR

Weight	9 kg / 20 lbs
Volume	0.28 m³

FABRIC REQUIREMENTS

	1.60 m / 1.75 yds
--	-------------------

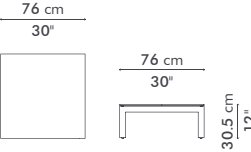
COLORS / FINISHES

Outdoor: brown, whitewash



LINK

COFFEE TABLE



MATERIALS

Outdoor: polyethylene and aluminum

OUTDOOR

Weight	9 kg / 20 lbs
Volume	0.22 m ³

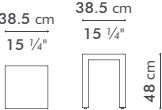
STANDARD GLASS

76 cm W x 76 cm D x 10 mm thk
(30" W x 30" D x 3/8" thk), pencil edge

COLORS / FINISHES

Outdoor: brown, whitewash

END TABLE



MATERIALS

Outdoor: polyethylene and aluminum

OUTDOOR

Weight	3.5 kg / 8 lbs
Volume	0.09 m ³

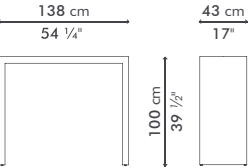
STANDARD GLASS

38.5 cm W x 38.5 cm D x 10 mm thk
(15" W x 15" D x 3/8" thk), pencil edge

COLORS / FINISHES

Outdoor: brown, whitewash

BAR TABLE large



MATERIALS

Outdoor: polyethylene and aluminum

OUTDOOR

Weight	17.5 kg / 39 lbs
Volume	0.73 m ³

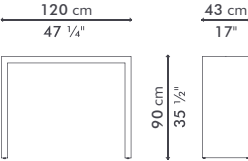
STANDARD GLASS

138 cm W x 43 cm D x 6 mm thk
(54 1/4" W x 17" D x 1/4" thk), clear glass,
pencil edge

COLORS / FINISHES

Outdoor: brown, whitewash

BAR TABLE medium



MATERIALS

Outdoor: polyethylene and aluminum

OUTDOOR

Weight	16.3 kg / 36 lbs
Volume	0.55 m ³

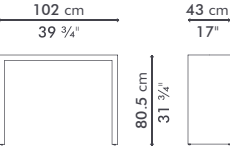
STANDARD GLASS

120 cm W x 43 cm D x 6 mm thk
(47 1/4" W x 17" D x 1/4" thk), clear glass,
pencil edge

COLORS / FINISHES

Outdoor: brown, whitewash

BAR TABLE small



MATERIALS

Outdoor: polyethylene and aluminum

OUTDOOR

Weight	14.5 kg / 32 lbs
Volume	0.42 m ³

STANDARD GLASS

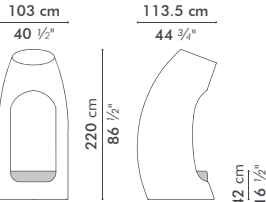
102 cm W x 43 cm D x 6 mm thk
(40 1/4" W x 17" D x 1/4" thk), clear glass,
pencil edge

COLORS / FINISHES

Outdoor: brown, whitewash

LOLAH

CAPSULE 1 seater



MATERIALS

Indoor: rattan and nylon

Outdoor: polyethylene, nylon and aluminum

INDOOR

Weight	27 kg / 60 lbs
Volume	2.97 m ³

OUTDOOR

Weight	41 kg / 90 lbs
Volume	2.88 m ³

FABRIC REQUIREMENTS

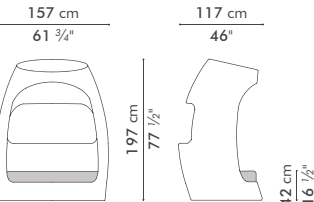
seat:	3.50 m / 3.90 yds
pillows:	3pcs 51 x 51 cm / 20" x 20"
	1.80 m / 1.95 yds
	3pcs 49 x 33 cm / 19" x 13"
	1.20 m / 1.30 yds

COLORS / FINISHES

Indoor: dark brown, whitewash

Outdoor: brown, whitewash

CAPSULE 2 seater



MATERIALS

Indoor: rattan and nylon

Outdoor: polyethylene, nylon and aluminum

INDOOR

Weight	33 kg / 73 lbs
Volume	4.21 m ³

OUTDOOR

Weight	26.5 kg / 58 lbs
Volume	4.10 m ³

FABRIC REQUIREMENTS

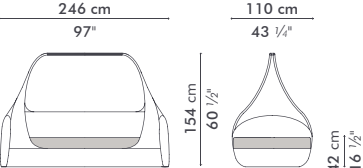
seat:	4.15 m / 4.60 yds
pillows:	3pcs 56 x 56 cm / 22" x 22"
	1.95 m / 2.10 yds
	2pcs 51 x 51 cm / 20" x 20"
	1.20 m / 1.30 yds
	3pcs 49 x 33 cm / 19" x 13"
	1.20 m / 1.30 yds

COLORS / FINISHES

Indoor: dark brown, whitewash

Outdoor: brown, whitewash

DAYBED



MATERIALS

Outdoor: polyethylene, nylon and aluminum

OUTDOOR

Weight	39.5 kg / 87 lbs
Volume	3.16 m ³

FABRIC REQUIREMENTS

seat:	6.50 m / 7.25 yds
pillows:	3pcs 56 x 56 cm / 22" x 22"
	1.95 m / 2.10 yds
	2pcs 51 x 51 cm / 20" x 20"
	1.20 m / 1.30 yds
	3pcs 49 x 33 cm / 19" x 13"
	1.20 m / 1.30 yds

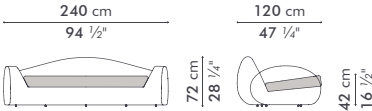
COLORS / FINISHES

Outdoor: brown, whitewash



LOLAH

SOFA



MATERIALS

Indoor: rattan and nylon
Outdoor: polyethylene, nylon and aluminum

INDOOR

Weight 33 kg / 73 lbs
Volume 2.12 m³

OUTDOOR

Weight 61.5 kg / 136 lbs
Volume 2.04 m³

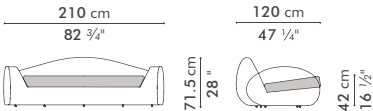
FABRIC REQUIREMENTS

seat: 3.95 m / 4.40 yds
pillows: 4pcs 56 x 56 cm / 22" x 22" 2.60 m / 2.80 yds
2pcs 51 x 43 cm / 20" x 17" 1.20 m / 1.30 yds

COLORS / FINISHES

Indoor: dark brown, whitewash
Outdoor: brown, whitewash

LOVESEAT



MATERIALS

Indoor: rattan and nylon
Outdoor: polyethylene, nylon and aluminum

INDOOR

Weight 27.5 kg / 61 lbs
Volume 1.82 m³

OUTDOOR

Weight 55.5 kg / 122 lbs
Volume 1.75 m³

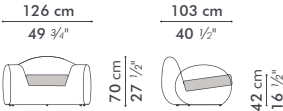
FABRIC REQUIREMENTS

seat: 3.15 m / 3.50 yds
pillows: 3pcs 56 x 56 cm / 22" x 22" 1.95 m / 2.10 yds
2pcs 51 x 43 cm / 20" x 17" 1.20 m / 1.30 yds

COLORS / FINISHES

Indoor: dark brown, whitewash
Outdoor: brown, whitewash

EASY ARMCHAIR



MATERIALS

Indoor: rattan and nylon
Outdoor: polyethylene, nylon and aluminum

INDOOR

Weight 17 kg / 38 lbs
Volume 1.05 m³

OUTDOOR

Weight 19.5 kg / 43 lbs
Volume 1.01 m³

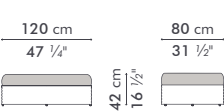
FABRIC REQUIREMENTS

seat: 1.80 m / 1.95 yds
pillows: 1pc 51 x 43 cm / 20" x 17" 0.60 m / 0.65 yds

COLORS / FINISHES

Indoor: dark brown, whitewash
Outdoor: brown, whitewash

OTTOMAN



MATERIALS

Indoor: rattan, nylon and aluminum
Outdoor: polyethylene, nylon and aluminum

INDOOR

Weight 12 kg / 27 lbs
Volume 0.51 m³

OUTDOOR

Weight 8 kg / 18 lbs
Volume 0.48 m³

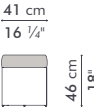
FABRIC REQUIREMENTS

seat: 2.40 m / 2.65 yds

COLORS / FINISHES

Indoor: dark brown, whitewash
Outdoor: brown, whitewash

STOOL



MATERIALS

Indoor: rattan, nylon and aluminum
Outdoor: polyethylene, nylon and aluminum

INDOOR

Weight 5 kg / 10 lbs
Volume 0.10 m³

OUTDOOR

Weight 4.5 kg / 7 lbs
Volume 0.09 m³

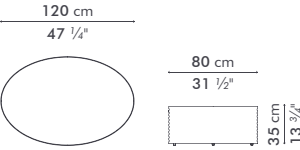
FABRIC REQUIREMENTS

seat: 0.90 m / 1.00 yds

COLORS / FINISHES

Indoor: dark brown, whitewash
Outdoor: brown, whitewash

COFFEE TABLE oval large



MATERIALS

Indoor: rattan, nylon and aluminum
Outdoor: polyethylene, nylon and aluminum

INDOOR

Weight 12 kg / 27 lbs
Volume 0.39 m³

OUTDOOR

Weight 6 kg / 13 lbs
Volume 0.37 m³

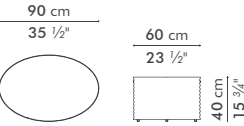
STANDARD GLASS

118 cm W x 78 cm D x 10 mm thk
(46 1/2" W x 30 3/4" D x 3/8" thk), frosted, swiped edge

COLORS / FINISHES

Indoor: dark brown, whitewash
Outdoor: brown, whitewash

COFFEE TABLE oval medium



MATERIALS

Indoor: rattan, nylon and aluminum
Outdoor: polyethylene, nylon and aluminum

INDOOR

Weight 9 kg / 20 lbs
Volume 0.25 m³

OUTDOOR

Weight 5 kg / 11 lbs
Volume 0.23 m³

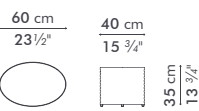
STANDARD GLASS

88 cm W x 58 cm D x 6 mm thk
(34 3/4" W x 22 3/4" D x 1/4" thk), frosted, swiped edge

COLORS / FINISHES

Indoor: dark brown, whitewash
Outdoor: brown, whitewash

COFFEE TABLE oval small



MATERIALS

Indoor: rattan, nylon and aluminum
Outdoor: polyethylene, nylon and aluminum

INDOOR

Weight 5 kg / 11 lbs
Volume 0.10 m³

OUTDOOR

Weight 3 kg / 7 lbs
Volume 0.09 m³

STANDARD GLASS

58 cm W x 38 cm D x 6 mm thk
(22 3/4" W x 15" D x 1/4" thk), frosted, swiped edge

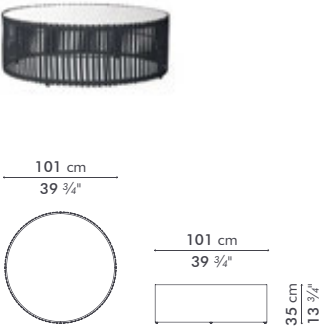
COLORS / FINISHES

Indoor: dark brown, whitewash
Outdoor: brown, whitewash



LOLAH

COFFEE TABLE round



MATERIALS

Indoor: rattan, nylon and aluminum
Outdoor: polyethylene, nylon and aluminum

INDOOR

Weight 7 kg / 15 lbs
Volume 0.42 m³

OUTDOOR

Weight 6 kg / 13 lbs
Volume 0.39 m³

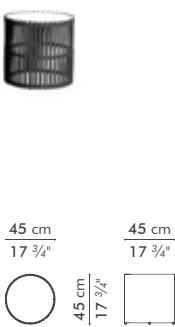
STANDARD GLASS

99 cm Ø x 10 mm thk
(39" Ø x 1/2" thk), frosted, swiped edge

COLORS / FINISHES

Indoor: dark brown, whitewash
Outdoor: brown, whitewash

END TABLE round



MATERIALS

Indoor: rattan, nylon and aluminum
Outdoor: polyethylene, nylon and aluminum

INDOOR

Weight 4 kg / 9 lbs
Volume 0.11 m³

OUTDOOR

Weight 3 kg / 7 lbs
Volume 0.10 m³

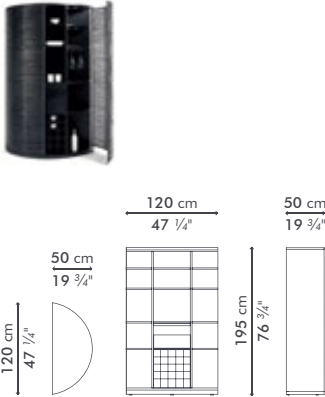
STANDARD GLASS

44 cm Ø x 6 mm thk
(17 3/4" Ø x 1/4" thk), frosted, swiped edge

COLORS / FINISHES

Indoor: dark brown, whitewash
Outdoor: brown, whitewash

BAR CABINET



MATERIALS

Indoor: rattan, nylon twine, steel,
and maple

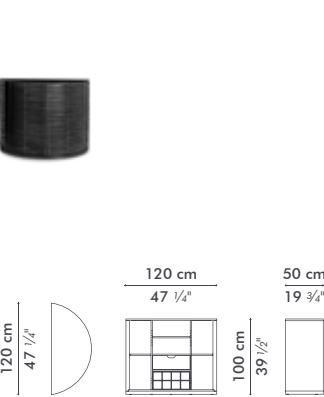
INDOOR

Weight 88 kg / 194 lbs
Volume 1.57 m³

COLORS / FINISHES

Indoor: dark brown, whitewash

BAR CABINET low



MATERIALS

Indoor: rattan, nylon twine, steel,
and maple

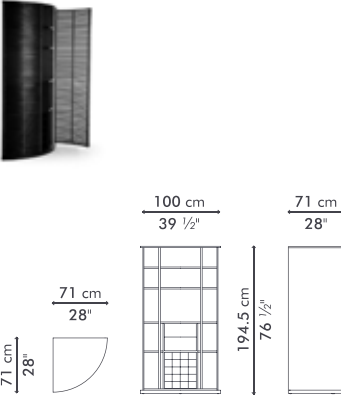
INDOOR

Weight 53.5 kg / 118 lbs
Volume 0.72 m³

COLORS / FINISHES

Indoor: dark brown, whitewash

BAR CABINET corner



MATERIALS

Indoor: rattan, nylon twine, steel,
and maple

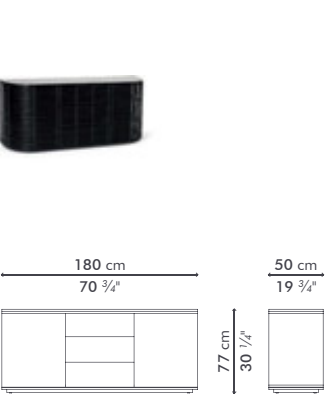
INDOOR

Weight 90 kg / 198 lbs
Volume 1.22 m³

COLORS / FINISHES

Indoor: dark brown, whitewash

BUFFET CABINET



MATERIALS

Indoor: rattan, nylon twine, steel,
and maple

INDOOR

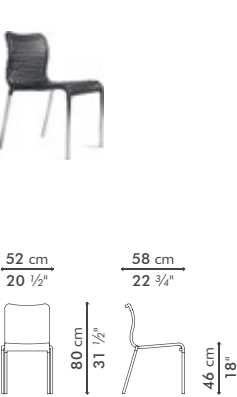
Weight 65 kg / 143 lbs
Volume 0.92 m³

COLORS / FINISHES

Indoor: dark brown, whitewash

LOLITA

STACKING SIDE CHAIR



MATERIALS

Outdoor: polyethylene, aluminum
and stainless steel

OUTDOOR

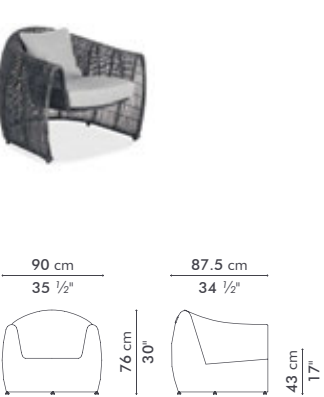
Weight 4 kg / 9 lbs
Volume 0.33 m³ (2 pcs in a box)

COLORS / FINISHES

Outdoor: bronze, white, silver

LULU

EASY ARMCHAIR



MATERIALS

Indoor: abaca, nylon and steel
Outdoor: polyethylene, nylon and steel

INDOOR

Weight 16.5 kg / 36 lbs
Volume 0.71 m³

OUTDOOR

Weight 18.5 kg / 41 lbs
Volume 0.68 m³

FABRIC REQUIREMENTS

seat: 1.55 m / 1.70 yds
pillows: 1pc 46 x 46 cm / 18" x 18"
0.55 m / 0.60 yds

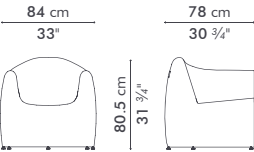
COLORS / FINISHES

Indoor: brown
Outdoor: brown, whitewash



LULU

CLUB CHAIR



MATERIALS

Indoor: abaca, nylon and steel
Outdoor: polyethylene, nylon and steel

INDOOR

Weight	16.5 kg / 36 lbs
Volume	0.58 m³

OUTDOOR

Weight	19 kg / 42 lbs
Volume	0.55 m³

FABRIC REQUIREMENTS

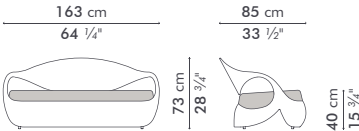
seat: 0.65 m / 0.70 yds

COLORS / FINISHES

Indoor: brown
Outdoor: brown, whitewash

MANOLO

SOFA



MATERIALS

Indoor: rattan, nylon and steel
Outdoor: polyethylene, nylon and steel

INDOOR

Weight	24 kg / 53 lbs
Volume	1.10 m³

OUTDOOR

Weight	25 kg / 55 lbs
Volume	1.05 m³

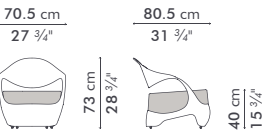
FABRIC REQUIREMENTS

seat: 3.20 m / 3.55 yds

COLORS / FINISHES

Indoor: brown, whitewash
Outdoor: brown , natural, whitewash

EASY ARMCHAIR



MATERIALS

Indoor: rattan, nylon and steel
Outdoor: polyethylene, nylon and steel

INDOOR

Weight	13 kg / 29 lbs
Volume	0.48 m³

OUTDOOR

Weight	14 kg / 31 lbs
Volume	0.45 m³

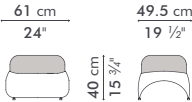
FABRIC REQUIREMENTS

seat: 1.30 m / 1.45 yds

COLORS / FINISHES

Indoor: brown, whitewash
Outdoor: brown , natural, whitewash

OTTOMAN



MATERIALS

Indoor: rattan, nylon and steel
Outdoor: polyethylene, nylon and steel

INDOOR

Weight	6.5 kg / 14 lbs
Volume	0.17 m³

OUTDOOR

Weight	7.5 kg / 17 lbs
Volume	0.16 m³

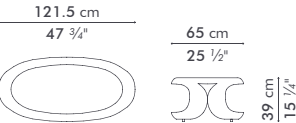
FABRIC REQUIREMENTS

seat: 0.90 m / 1.00 yds

COLORS / FINISHES

Indoor: brown, whitewash
Outdoor: brown , natural, whitewash

COFFEE TABLE



MATERIALS

Indoor: rattan, nylon and steel
Outdoor: polyethylene, nylon and steel

INDOOR

Weight	7 kg / 15 lbs
Volume	0.36 m³

OUTDOOR

Weight	8 kg / 18 lbs
Volume	0.33 m³

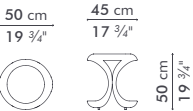
STANDARD GLASS

96 cm W x 46.5 cm D x 10 mm thk
(37 3/4" W x 18 1/4" D x 3/8" thk), frosted,
swiped edge

COLORS / FINISHES

Indoor: brown, whitewash
Outdoor: brown , natural, whitewash

END TABLE



MATERIALS

Indoor: rattan, nylon and steel
Outdoor: polyethylene, nylon and steel

INDOOR

Weight	3 kg / 7 lbs
Volume	0.14 m³

OUTDOOR

Weight	5 kg / 11 lbs
Volume	0.13 m³

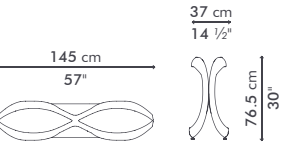
STANDARD GLASS

31.5 cm Ø x 6 mm thk
(12 1/2" Ø x 1/4" thk), frosted, swiped edge

COLORS / FINISHES

Indoor: brown, whitewash
Outdoor: brown , natural, whitewash

BUFFET TABLE



MATERIALS

Indoor: rattan, nylon and steel
Outdoor: polyethylene, nylon and steel

INDOOR

Weight	17.5 kg / 39 lbs
Volume	0.47 m³

OUTDOOR

Weight	18.5 kg / 41 lbs
Volume	0.45 m³

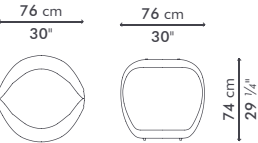
STANDARD GLASS

180 cm W x 50 cm D x 10 mm thk
(70 3/4" W x 19 3/4" D x 3/8" thk), pencil
edge

COLORS / FINISHES

Indoor: brown, whitewash
Outdoor: brown, natural, whitewash

DINING TABLE



MATERIALS

Indoor: rattan, nylon and steel
Outdoor: polyethylene, nylon and steel

INDOOR

Weight	15.5 kg / 34 lbs
Volume	0.50 m³

OUTDOOR

Weight	16.5 kg / 36 lbs
Volume	0.47 m³

STANDARD GLASS

137 cm Ø x 12 mm thk
(54" Ø x 1/2" thk), pencil edge

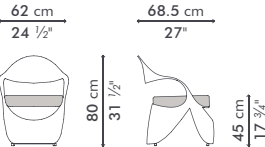
COLORS / FINISHES

Indoor: brown, whitewash
Outdoor: brown, natural, whitewash



MANOLO

CLUB CHAIR



MATERIALS

Indoor: rattan, nylon and steel
Outdoor: polyethylene, nylon and steel

INDOOR

Weight	11 kg / 24 lbs
Volume	0.38 m³

OUTDOOR

Weight	11.5 kg / 25 lbs
Volume	0.36 m³

FABRIC REQUIREMENTS

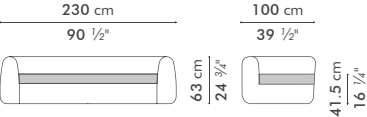
seat: 1.00 m / 1.10 yds

COLORS / FINISHES

Indoor: brown, whitewash
Outdoor: brown, natural, whitewash

MATILDA

SOFA



MATERIALS

Indoor: rattan
Outdoor: polyethylene and steel

INDOOR

Weight	34.5 kg / 76 lbs
Volume	1.61 m³

OUTDOOR

Weight	55 kg / 121 lbs
Volume	1.54 m³

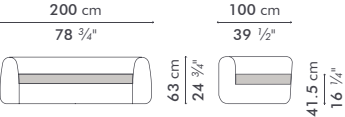
FABRIC REQUIREMENTS

5.10 m / 5.70 yds

COLORS / FINISHES

Indoor: brown
Outdoor: brown, whitewash

LOVESEAT



MATERIALS

Indoor: rattan
Outdoor: polyethylene and steel

INDOOR

Weight	26.5 kg / 58 lbs
Volume	1.42 m³

OUTDOOR

Weight	45 kg / 99 lbs
Volume	1.36 m³

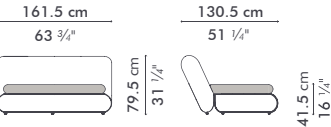
FABRIC REQUIREMENTS

4.30 m / 4.80 yds

COLORS / FINISHES

Indoor: brown
Outdoor: brown, whitewash

DAYBED



MATERIALS

Outdoor: polyethylene and steel

OUTDOOR

Weight	46 kg / 101 lbs
Volume	1.88 m³

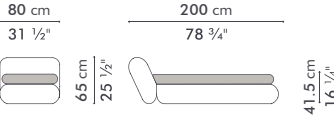
FABRIC REQUIREMENTS

		4.60 m / 5.10 yds
pillows:	2pcs	46 x 46 cm / 18" x 18"
		1.10 m / 1.20 yds
	2pcs	49 x 33 cm / 19" x 13"
		1.20 m / 1.30 yds

COLORS / FINISHES

Outdoor: brown, whitewash

CHAISE LOUNGE



MATERIALS

Indoor: rattan
Outdoor: polyethylene and steel

INDOOR

Weight	26 kg / 57 lbs
Volume	1.22 m³

OUTDOOR

Weight	34 kg / 75 lbs
Volume	1.17 m³

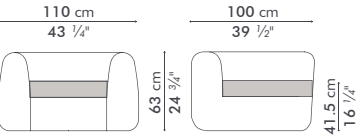
FABRIC REQUIREMENTS

3.35 m / 3.75 yds

COLORS / FINISHES

Indoor: brown
Outdoor: brown, whitewash

EASY ARMCHAIR



MATERIALS

Indoor: rattan
Outdoor: polyethylene and steel

INDOOR

Weight	17 kg / 37 lbs
Volume	0.78 m³

OUTDOOR

Weight	30.5 kg / 67 lbs
Volume	0.75 m³

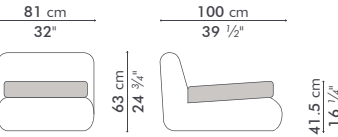
FABRIC REQUIREMENTS

2.10 m / 2.30 yds

COLORS / FINISHES

Indoor: brown
Outdoor: brown, whitewash

EASY CHAIR



MATERIALS

Indoor: rattan
Outdoor: polyethylene and steel

INDOOR

Weight	12 kg / 25 lbs
Volume	0.62 m³

OUTDOOR

Weight	24 kg / 53 lbs
Volume	0.57 m³

FABRIC REQUIREMENTS

2.10 m / 2.30 yds

COLORS / FINISHES

Indoor: brown
Outdoor: whitewash, brown

OTTOMAN



MATERIALS

Indoor: rattan
Outdoor: polyethylene and steel

INDOOR

Weight	7 kg / 15 lbs
Volume	0.26 m³

OUTDOOR

Weight	15 kg / 33 lbs
Volume	0.25 m³

FABRIC REQUIREMENTS

seat: 1.10 m / 1.20 yds

COLORS / FINISHES

Indoor: brown
Outdoor: brown, whitewash



MATILDA

COFFEE TABLE woven



MATERIALS

Indoor: rattan and steel
Outdoor: polyethylene and steel

INDOOR

Weight 17 kg / 37 lbs
Volume 0.53 m³

OUTDOOR

Weight 20 kg / 44 lbs
Volume 0.49 m³

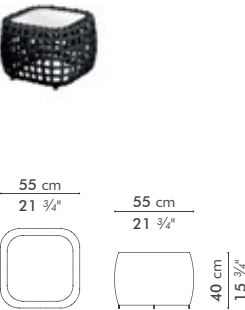
STANDARD GLASS

121 cm W x 71 cm D x 10 mm thk
(47 3/4" W x 28" D x 3/8" thk), frosted,
swiped edge

COLORS / FINISHES

Indoor: brown
Outdoor: brown, whitewash

END TABLE square woven



MATERIALS

Indoor: rattan and steel
Outdoor: polyethylene and steel

INDOOR

Weight 6 kg / 13 lbs
Volume 0.16 m³

OUTDOOR

Weight 8.5 kg / 19 lbs
Volume 0.15 m³

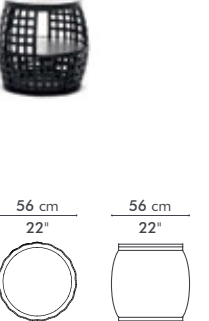
STANDARD GLASS

39.5 cm W x 39.5 D cm x 6 mm thk
(15 1/2" W x 15 1/2" D x 1/4" thk), frosted,
swiped edge

COLORS / FINISHES

Indoor: brown
Outdoor: brown, whitewash

END TABLE round woven



MATERIALS

Indoor: rattan, reconstituted leather,
plywood and steel
Outdoor: polyethylene and steel

INDOOR

Weight 5.5 kg / 12 lbs
Volume 0.21 m³

OUTDOOR

Weight 8 kg / 18 lbs
Volume 0.20 m³

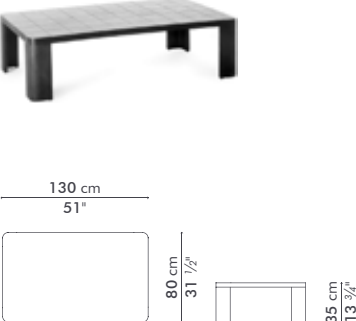
STANDARD /GLASS

TOP 45 cm Ø x 6 mm thk
(17 3/4" Ø x 1/4" thk), frosted,
swiped edge
SHELF 50.5 cm Ø x 6 mm thk
(20" Ø x 1/4" thk), frosted,
swiped edge

COLORS / FINISHES

Indoor: brown
Outdoor: brown, whitewash

COFFEE TABLE leather



MATERIALS

Indoor: reconstituted leather and maple

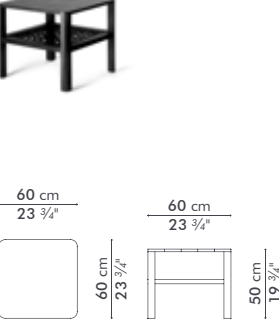
INDOOR

Weight 18.5 kg / 41 lbs
Volume 0.74 m³

COLORS / FINISHES

Indoor: brown

END TABLE leather



MATERIALS

Indoor: reconstituted leather, rattan
and maple

INDOOR

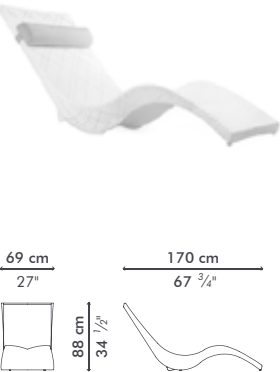
Weight 9.5 kg / 21 lbs
Volume 0.28 m³

COLORS / FINISHES

Indoor: brown

MERMAID

CHAISE LOUNGE



MATERIALS

Outdoor: polyethylene and aluminum

OUTDOOR

Weight 8.5 kg / 19 lbs
Volume 1.22 m³


FABRIC REQUIREMENTS

0.60 m / 0.65 yds

COLORS / FINISHES

Outdoor: white, bronze, silver

END TABLE



MATERIALS

Outdoor: polyethylene and aluminum

OUTDOOR

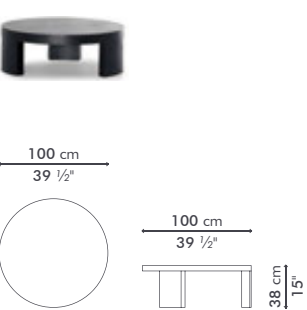
Weight 3.5 kg / 8 lbs
Volume 0.08 m³

COLORS / FINISHES

Outdoor: white, bronze, silver

NOBU

COFFEE TABLE round large



MATERIALS

Indoor: reconstituted leather
and plywood

INDOOR

Weight 17.5 kg / 39 lbs
Volume 0.49 m³

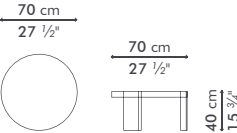
COLORS / FINISHES

Indoor: brown



NOBU

COFFEE TABLE round medium



MATERIALS

Indoor: reconstituted leather and plywood

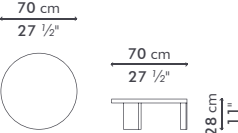
INDOOR

Weight	9 kg / 20 lbs
Volume	0.26 m³

COLORS / FINISHES

Indoor: brown

COFFEE TABLE round medium short



MATERIALS

Indoor: reconstituted leather and plywood

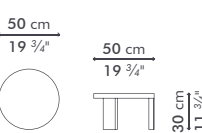
INDOOR

Weight	8.5 kg / 19 lbs
Volume	0.22 m³

COLORS / FINISHES

Indoor: brown

COFFEE TABLE round small



MATERIALS

Indoor: reconstituted leather and plywood

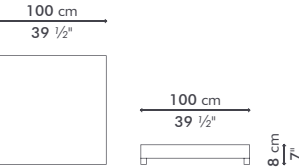
INDOOR

Weight	5.5 kg / 12 lbs
Volume	0.11 m³

COLORS / FINISHES

Indoor: brown

COFFEE TABLE square 100



MATERIALS

Indoor: reconstituted leather, plywood and stainless steel

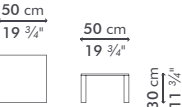
INDOOR

Weight	17 kg / 37 lbs
Volume	0.29 m³

COLORS / FINISHES

Indoor: brown

END TABLE



MATERIALS

Indoor: reconstituted leather, plywood and stainless steel

INDOOR

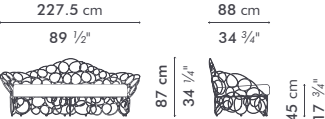
Weight	7 kg / 15 lbs
Volume	0.12 m³

COLORS / FINISHES

Indoor: brown

NOODLE

SOFA



MATERIALS

Indoor: rattan, nylon and steel
Outdoor: polyethylene, nylon and steel

INDOOR

Weight	50 kg / 110 lbs
Volume	2.68 m³

OUTDOOR

Weight	58 kg / 128 lbs
Volume	2.59 m³

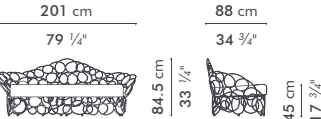
FABRIC REQUIREMENTS

seat:	3.80 m / 4.20 yds
pillows:	3pcs 56 x 56 cm / 22" x 22" 1.95 m / 2.10 yds
	3pcs 51 x 51 cm / 20" x 20" 1.80 m / 1.95 yds
	3pcs 49 x 33 cm / 19" x 13" 1.20 m / 1.30 yds

COLORS / FINISHES

Indoor: bronze, pale gray
Outdoor: bronze, pale gray

LOVESEAT



MATERIALS

Indoor: rattan, nylon and steel
Outdoor: polyethylene, nylon and steel

INDOOR

Weight	41 kg / 90 lbs
Volume	1.72 m³

OUTDOOR

Weight	46 kg / 101 lbs
Volume	1.65 m³

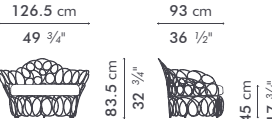
FABRIC REQUIREMENTS

seat:	3.50 m / 3.90 yds
pillows:	2pcs 56 x 56 cm / 22" x 22" 1.30 m / 1.40 yds
	3pcs 51 x 51 cm / 20" x 20" 1.80 m / 1.95 yds
	2pcs 49 x 33 cm / 19" x 13" 1.20 m / 1.30 yds

COLORS / FINISHES

Indoor: bronze, pale gray
Outdoor: bronze, pale gray

EASY ARMCHAIR 1 1/2 seater



MATERIALS

Indoor: rattan, nylon and steel
Outdoor: polyethylene, nylon and steel

INDOOR

Weight	26.5 kg / 58 lbs
Volume	1.14 m³

OUTDOOR

Weight	29.5 kg / 65 lbs
Volume	1.09 m³

FABRIC REQUIREMENTS

seat:	2.00 m / 2.20 yds
pillows:	1pc 71 x 51 cm / 28" x 20" 0.80 m / 0.90 yds
	1pc 46 x 46 cm / 18" x 18" 0.55 m / 0.60 yds
	1pc 49 x 33 cm / 19"x 13" 0.60 m / 0.65 yds


COLORS / FINISHES

Indoor: bronze, pale gray
Outdoor: bronze, pale gray



NOODLE

CHAISE LOUNGE



MATERIALS

Indoor: rattan, nylon and steel
Outdoor: polyethylene, nylon and steel

INDOOR

Weight	25.5 kg / 56 lbs
Volume	1.64 m³

OUTDOOR

Weight	29.5 kg / 65 lbs
Volume	1.59 m³

FABRIC REQUIREMENTS

seat:	3.10 m / 3.45 yds
pillows:	1pc 56 x 56 cm / 22" x 22" 0.65 m / 0.70 yds
	1pc 49 x 33 cm / 19" x 13" 0.60 m / 0.65 yds

COLORS / FINISHES

Indoor: bronze, pale gray
Outdoor: bronze, pale gray

EASY ARMCHAIR



MATERIALS

Indoor: rattan, nylon and steel
Outdoor: polyethylene, nylon and steel

INDOOR

Weight	14 kg / 31 lbs
Volume	0.52 m³

OUTDOOR

Weight	18 kg / 40 lbs
Volume	0.50 m³

FABRIC REQUIREMENTS

seat:	1.50 m / 1.65 yds
pillows:	1pc 51 x 51 cm / 20" x 20" 0.60 m / 0.65 yds

COLORS / FINISHES

Indoor: bronze, pale gray
Outdoor: bronze, pale gray

LOVESEAT with platform, right



MATERIALS

Indoor: rattan, nylon, oak and steel

INDOOR

Weight	69 kg / 152 lbs
Volume	2.36 m³

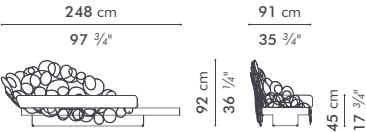
FABRIC REQUIREMENTS

seat:	3.50 m / 3.90 yds
pillows:	2pcs 56 x 56 cm / 22" x 22" 1.30 m / 1.40 yds
	2pcs 51 x 51 cm / 20" x 20" 1.20 m / 1.30 yds
	2pcs 49 x 33 cm / 19" x 13" 1.20 m / 1.30 yds

COLORS / FINISHES

Indoor: bronze, pale gray

LOVESEAT with platform, left



MATERIALS

Indoor: rattan, nylon, oak and steel

INDOOR

Weight	69 kg / 152 lbs
Volume	2.36 m³

FABRIC REQUIREMENTS

seat:	3.50 m / 3.90 yds
pillows:	2pcs 56 x 56 cm / 22" x 22" 1.30 m / 1.40 yds
	2pcs 51 x 51 cm / 20" x 20" 1.20 m / 1.30 yds
	2pcs 49 x 33 cm / 19" x 13" 1.20 m / 1.30 yds

COLORS / FINISHES

Indoor: bronze, pale gray

EASY ARMCHAIR with platform, right



MATERIALS

Indoor: rattan, nylon, oak and steel

INDOOR

Weight	29 kg / 64 lbs
Volume	0.81 m³

FABRIC REQUIREMENTS

seat:	1.50 m / 1.65 yds
pillows:	1pc 51 x 51 cm / 20" x 20" 0.60 m / 0.65 yds

COLORS / FINISHES

Indoor: bronze, pale gray

EASY ARMCHAIR with platform, left



MATERIALS

Indoor: rattan, nylon, oak and steel

INDOOR

Weight	29 kg / 64 lbs
Volume	0.81 m³

FABRIC REQUIREMENTS

seat:	1.50 m / 1.65 yds
pillows:	1pc 51 x 51 cm / 20" x 20" 0.60 m / 0.65 yds

COLORS / FINISHES

Indoor: bronze, pale gray

ARMCHAIR



MATERIALS

Indoor: rattan, nylon and steel
Outdoor: polyethylene, nylon and steel

INDOOR

Weight	10.5 kg / 23 lbs
Volume	0.23 m³ (2 pcs in a box)

OUTDOOR

Weight	12 kg / 27 lbs
Volume	0.22 m³ (2 pcs in a box)

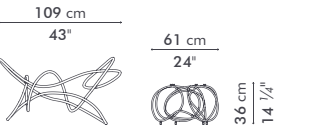
FABRIC REQUIREMENTS

seat:	1.05 m / 1.15 yds
-------	-------------------

COLORS / FINISHES

Indoor: aqua, bronze, lime green, pale gray,
rose, yellow
Outdoor: bronze, pale gray

COFFEE TABLE



MATERIALS

Indoor: rattan and steel

INDOOR

Weight	9 kg / 20 lbs
Volume	0.29 m³

STANDARD GLASS

130 cm W x 80 cm D x 10 mm thk
(51 1/4" W x 31 1/2" D x 3/8" thk), pencil
edge

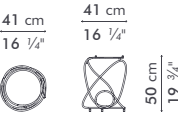
COLORS / FINISHES

Indoor: bronze, pale gray



NOODLE

END TABLE



MATERIALS

Indoor: rattan and steel

INDOOR

Weight	4 kg / 9 lbs
Volume	0.10 m ³

STANDARD GLASS

50 cm Ø x 10 mm thk
(19 3/4" Ø x 3/8" thk), pencil edge

COLORS / FINISHES

Indoor: bronze, pale gray

HANGING LAMP large



MATERIALS

Indoor: rattan, nylon and steel

INDOOR

Weight	6 kg / 13 lbs
Volume	0.59 m ³

LAMPING

Surface mounted pre-wired lamp
120V 60Hz or 230V 50Hz
Maximum wattage: 100 watts
150 cm / 59" cable wire

COLORS / FINISHES

Indoor: aqua, bronze, lime green, pale gray,
rose, yellow

HANGING LAMP medium



MATERIALS

Indoor: rattan, nylon and steel

INDOOR

Weight	3 kg / 7 lbs
Volume	0.26 m ³

LAMPING

Surface mounted pre-wired lamp
120V 60Hz or 230V 50Hz
Maximum wattage: 75 watts
150 cm / 59" cable wire

COLORS / FINISHES

Indoor: aqua, bronze, lime green, pale gray,
rose, yellow

HANGING LAMP small



MATERIALS

Indoor: rattan, nylon and steel

INDOOR

Weight	1.9 kg / 4 lbs
Volume	0.09 m ³

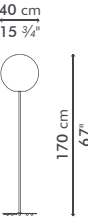
LAMPING

Surface mounted pre-wired lamp
120V 60Hz or 230V 50Hz
Maximum wattage: 75 watts
150 cm / 59" cable wire

COLORS / FINISHES

Indoor: aqua, bronze, lime green, pale gray,
rose, yellow

STANDING LAMP



MATERIALS

Indoor: rattan, nylon and steel

INDOOR

Weight	7.8 kg / 17 lbs
Volume	0.34 m ³

LAMPING

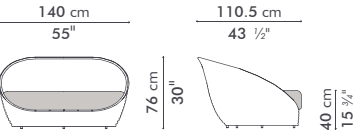
Portable pre-wired lamp
120V 60Hz or 230V 50Hz
Maximum wattage: 100 watts
200 cm / 78 3/4" power cord with foot switch

COLORS / FINISHES

Indoor: aqua, bronze, lime green, pale gray,
rose, yellow

OASIS

LOVESEAT



MATERIALS

Outdoor: polyethylene and aluminum

OUTDOOR

Weight	25.5 kg / 56 lbs
Volume	1.34 m ³

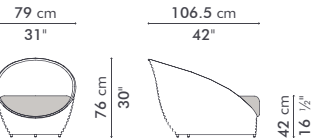
FABRIC REQUIREMENTS

seat:	3.60 m / 4.00 yds
pillows:	2pcs 61 x 61 cm / 24" x 24"
	1.40 m / 1.50 yds
	3pcs 51 x 51 cm / 20" x 20"
	1.80 m / 1.95 yds
	2pcs 49 x 33 cm / 19" x 13"
	1.20 m / 1.30 yds

COLORS / FINISHES

Outdoor: brown, whitewash

LOUNGE CHAIR



MATERIALS

Outdoor: polyethylene and aluminum

OUTDOOR

Weight	13 kg / 29 lbs
Volume	0.70 m ³

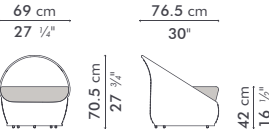
FABRIC REQUIREMENTS

seat:	2.40 m / 2.65 yds
pillows:	1pc 61 x 61 cm / 24" x 24"
	0.70 m / 0.75 yds
	1pc 49 x 33 cm / 19" x 13"
	0.60 m / 0.65 yds

COLORS / FINISHES

Outdoor: brown, whitewash

EASY ARMCHAIR



MATERIALS

Outdoor: polyethylene and aluminum

OUTDOOR

Weight	6.5 kg / 14 lbs
Volume	0.41 m ³

FABRIC REQUIREMENTS

seat:	1.35 m / 1.50 yds
pillows:	1pc 56 x 56 cm / 22" x 22"
	0.65 m / 0.70 yds


COLORS / FINISHES

Outdoor: brown, whitewash



OASIS

LOVESEAT OTTOMAN



MATERIALS

Outdoor: polyethylene and aluminum

OUTDOOR

Weight 12 kg / 27 lbs
Volume 0.63 m³

FABRIC REQUIREMENTS

seat: 3.05 m / 3.40 yds

COLORS / FINISHES

Outdoor: brown, whitewash

LOUNGE CHAIR OTTOMAN



MATERIALS

Outdoor: polyethylene and aluminum

OUTDOOR

Weight 5.5 kg / 12 lbs
Volume 0.20 m³

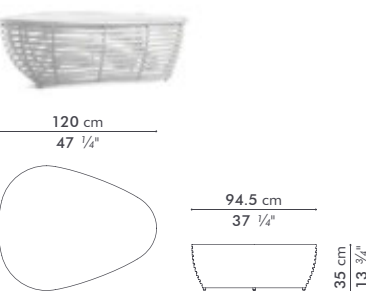
FABRIC REQUIREMENTS

seat: 1.50 m / 1.65 yds

COLORS / FINISHES

Outdoor: brown, whitewash

COFFEE TABLE



MATERIALS

Outdoor: polyethylene, nylon twine and aluminum

OUTDOOR

Weight 6.5 kg / 14 lbs
Volume 0.46 m³

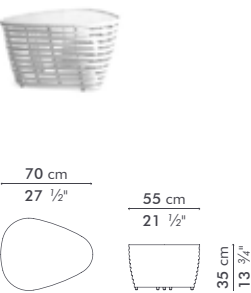
STANDARD GLASS

118 cm W x 92.5 cm D x 10 mm thk
(46 1/2" W x 36 1/2" D x 3/8" thk), frosted, swiped edge

COLORS / FINISHES

Outdoor: brown, whitewash

END TABLE



MATERIALS

Outdoor: polyethylene, nylon and aluminum

OUTDOOR

Weight 3.5 kg / 8 lbs
Volume 0.16 m³

STANDARD GLASS

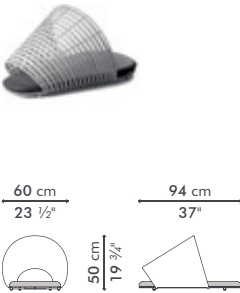
68 cm W x 53 cm D x 6 mm thk
(26 3/4" W x 20 3/4" D x 1/4" thk), frosted, swiped edge

COLORS / FINISHES

Outdoor: brown, whitewash

OPERETTA

PET LOUNGE



MATERIALS

Outdoor: polyethylene, nylon and steel

OUTDOOR

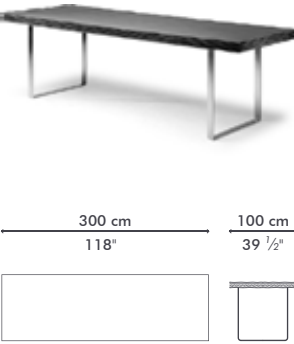
Weight 7.5 kg / 17 lbs
Volume 0.31 m³

COLORS / FINISHES

Outdoor: brown, whitewash

PARCHMENT

DINING TABLE large



MATERIALS

Indoor: oak or walnut and stainless steel

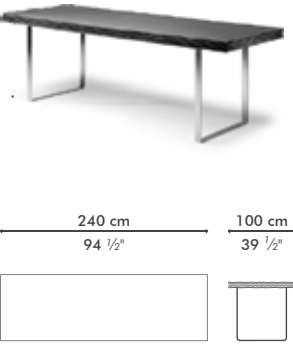
INDOOR

Weight 57 kg / 126 lbs
Volume 0.71 m³

COLORS / FINISHES

Indoor: natural oak, natural walnut, dark brown

DINING TABLE regular



MATERIALS

Indoor: oak or walnut and stainless steel

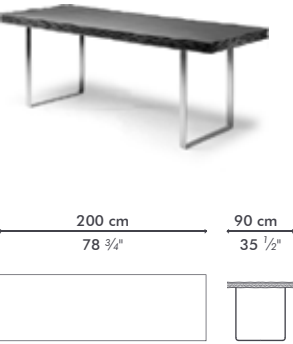
INDOOR

Weight 56 kg / 123 lbs
Volume 0.57 m³

COLORS / FINISHES

Indoor: natural oak, natural walnut, dark brown

DINING TABLE small



MATERIALS

Indoor: oak or walnut and stainless steel

INDOOR

Weight 55 kg / 121 lbs
Volume 0.43 m³


COLORS / FINISHES

Indoor: natural oak, natural walnut, dark brown



PARCHMENT

BAR CABINET



MATERIALS

Indoor: oak or walnut and stainless steel


INDOOR

Weight	51 kg / 112 lbs
Volume	0.57 m ³

COLORS / FINISHES

Indoor: natural oak, natural walnut,
dark brown

CABINET



MATERIALS

Indoor: oak or walnut and stainless steel

INDOOR

Weight	54 kg / 119 lbs
Volume	0.57 m ³

COLORS / FINISHES

Indoor: natural oak, natural walnut,
dark brown

DRESSER



MATERIALS

Indoor: oak or walnut and stainless steel


INDOOR

Weight	70 kg / 154 lbs
Volume	0.89 m ³

COLORS / FINISHES

Indoor: natural oak, natural walnut,
dark brown

BUFFET CABINET large



MATERIALS

Indoor: oak or walnut and stainless steel

INDOOR

Weight	143 kg / 315 lbs
Volume	1.26 m ³

COLORS / FINISHES

Indoor: natural oak, natural walnut,
dark brown

BUFFET CABINET regular



MATERIALS

Indoor: oak or walnut and stainless steel

INDOOR

Weight	68.5 kg / 151 lbs
Volume	0.95 m ³

COLORS / FINISHES

Indoor: natural oak, natural walnut,
dark brown

PEBBLE

COFFEE TABLE medium



MATERIALS

Indoor: macassar or walnut or khaya
and steel

INDOOR

Weight	5 kg / 11 lbs
Volume	0.15 m ³

COLORS / FINISHES

Indoor: natural macassar, natural walnut,
black

COFFEE TABLE small



MATERIALS

Indoor: macassar or walnut or khaya
and steel

INDOOR

Weight	3.5 kg / 8 lbs
Volume	0.14 m ³

COLORS / FINISHES

Indoor: natural macassar, natural walnut,
black

END TABLE high



MATERIALS

Indoor: macassar or walnut or khaya
and steel

INDOOR

Weight	3 kg / 7 lbs
Volume	0.15 m ³

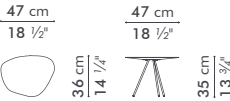
COLORS / FINISHES

Indoor: natural macassar, natural walnut,
black



PEBBLE

END TABLE low



MATERIALS

Indoor: macassar or walnut or khaya and steel

INDOOR

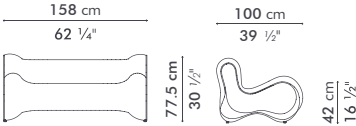
Weight	2.5 kg / 6 lbs
Volume	0.12 m ³

COLORS / FINISHES

Indoor: natural macassar, natural walnut, black

PIGALLE

LOVESEAT



MATERIALS

Indoor: abaca, nylon and steel
Outdoor: polyethylene, nylon and steel

INDOOR

Weight	34 kg / 75 lbs
Volume	1.42 m ³

OUTDOOR

Weight	38 kg / 84 lbs
Volume	1.37 m ³

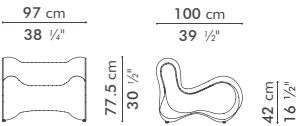
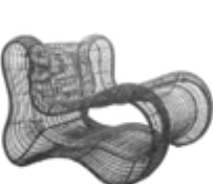
FABRIC REQUIREMENTS

seat:	3.45 m / 3.85 yds
-------	-------------------

COLORS / FINISHES

Indoor: brown, natural
Outdoor: brown, natural

EASY ARMCHAIR



MATERIALS

Indoor: abaca, nylon and steel
Outdoor: polyethylene, nylon and steel

INDOOR

Weight	22 kg / 49 lbs
Volume	0.86 m ³

OUTDOOR

Weight	25 kg / 55 lbs
Volume	0.84 m ³

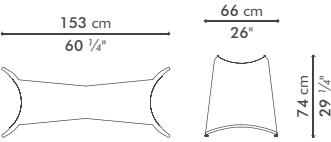
FABRIC REQUIREMENTS

seat:	1.90 m / 2.10 yds
-------	-------------------

COLORS / FINISHES

Indoor: brown, natural
Outdoor: brown, natural

DINING TABLE rectangular



MATERIALS

Indoor: abaca, nylon and steel
Outdoor: polyethylene, nylon and steel

INDOOR

Weight	14 kg / 31 lbs
Volume	0.93 m ³

OUTDOOR

Weight	16 kg / 35 lbs
Volume	0.90 m ³

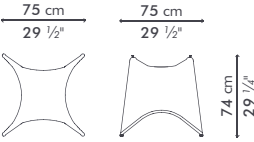
STANDARD GLASS

200 cm W x 100 cm D x 12 mm thk
(78 3/4" W x 39 1/2" D x 1/2" thk), pencil edge

COLORS / FINISHES

Indoor: brown, natural
Outdoor: brown, natural

DINING TABLE square



MATERIALS

Indoor: abaca, nylon and steel
Outdoor: polyethylene, nylon and steel

INDOOR

Weight	10 kg / 22 lbs
Volume	0.52 m ³

OUTDOOR

Weight	12 kg / 26 lbs
Volume	0.49 m ³

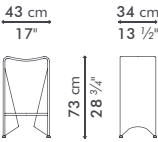
STANDARD GLASS

100 cm W x 100 cm D x 12 mm thk
(39 1/2" W x 39 1/2" D x 1/2" thk), pencil edge

COLORS / FINISHES

Indoor: brown, natural
Outdoor: brown, natural

BARSTOOL



MATERIALS

Indoor: abaca, nylon, stainless steel and steel
Outdoor: polyethylene, nylon, stainless steel and steel

INDOOR

Weight	6 kg / 13 lbs
Volume	0.13 m ³

OUTDOOR

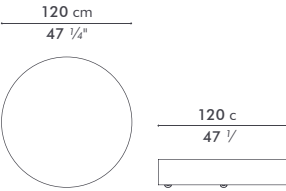
Weight	7,5 kg / 17 lbs
Volume	0.13 m ³

COLORS / FINISHES

Indoor: brown, natural
Outdoor: brown, natural

PIROUETTE

COFFEE TABLE large



MATERIALS

Indoor: hand carved HDF (high-density fiberboard)

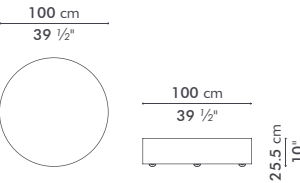
INDOOR

Weight	28 kg / 62 lbs
Volume	0.48 m ³

COLORS / FINISHES

Indoor: white

COFFEE TABLE medium



MATERIALS

Indoor: hand carved HDF (high-density fiberboard)

INDOOR

Weight	20 kg / 44 lbs
Volume	0.34 m ³

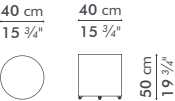
COLORS / FINISHES

Indoor: white



PIROUETTE

END TABLE medium



MATERIALS

Indoor: hand carved HDF (high-density fiberboard)

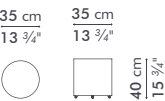
INDOOR

Weight	7 kg / 16 lbs
Volume	0.12 m³

COLORS / FINISHES

Indoor: white

END TABLE small



MATERIALS

Indoor: hand carved HDF (high-density fiberboard)

INDOOR

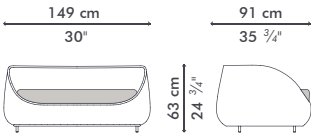
Weight	5 kg / 11 lbs
Volume	0.08 m³

COLORS / FINISHES

Indoor: white

RAPUNZEL

LOVESEAT



MATERIALS

Indoor: wool, urethane foam and stainless steel
Outdoor: acrylic fabric, outdoor foam and stainless steel

INDOOR

Weight	33 kg / 73 lbs
Volume	0.93 m³

OUTDOOR

Weight	33 kg / 73 lbs
Volume	0.93 m³

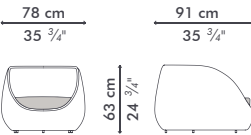
FABRIC REQUIREMENTS

seat:	4.40 m / 4.90 yds
-------	-------------------

COLORS / FINISHES

Indoor: charcoal, plum, sand
Outdoor: yellow, silver, pale gray

EASY ARMCHAIR



MATERIALS

Indoor: wool, urethane foam and stainless steel
Outdoor: acrylic fabric, outdoor foam and stainless steel

INDOOR

Weight	18.5 kg / 41 lbs
Volume	0.47 m³

OUTDOOR

Weight	18.5 kg / 41 lbs
Volume	0.47 m³

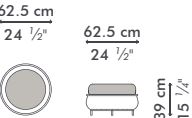
FABRIC REQUIREMENTS

seat:	2.70 m / 2.95 yds
-------	-------------------

COLORS / FINISHES

Indoor: charcoal, plum, sand
Outdoor: yellow, silver, pale gray

OTTOMAN



MATERIALS

Indoor: wool, urethane foam and stainless steel
Outdoor: acrylic fabric, outdoor foam and stainless steel

INDOOR

Weight	6 kg / 13 lbs
Volume	0.17 m³

OUTDOOR

Weight	6 kg / 13 lbs
Volume	0.17 m³

FABRIC REQUIREMENTS

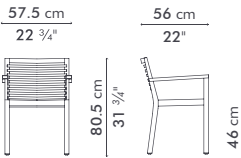
seat:	1.20 m / 1.30 yds
-------	-------------------

COLORS / FINISHES

Indoor: charcoal, plum, sand
Outdoor: yellow, silver, pale gray

RETASO

ARMCHAIR



MATERIALS

Indoor: maple with walnut

INDOOR

Weight	8 kg / 18 lbs
Volume	0.34 m³

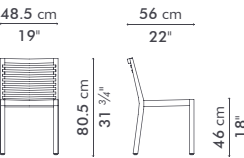
FABRIC REQUIREMENTS

seat:	0.55 m / 0.60 yds
-------	-------------------

COLORS / FINISHES

Indoor: dark brown, natural walnut

SIDE CHAIR



MATERIALS

Indoor: maple with walnut

INDOOR

Weight	7 kg / 15 lbs
Volume	0.40 m³ (2 pcs in a box)

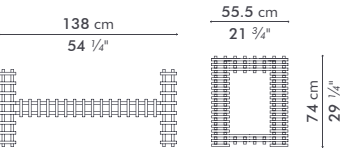
FABRIC REQUIREMENTS

seat:	0.55 m / 0.60 yds
-------	-------------------

COLORS / FINISHES

Indoor: dark brown, natural walnut

DINING TABLE rectangular



MATERIALS

Indoor: maple or walnut

INDOOR

Weight	23 kg / 51 lbs
Volume	0.71 m³

STANDARD GLASS

200 cm W x 110 cm D x 10 mm thk
(78 3/4" W x 43 3/4" D x 3/8" thk), pencil edge

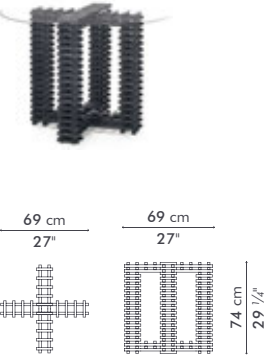
COLORS / FINISHES

Indoor: dark brown, natural walnut



RETASO

DINING TABLE round



MATERIALS

Indoor: maple or walnut

INDOOR

Weight	15 kg / 33 lbs
Volume	0.32 m³

STANDARD GLASS

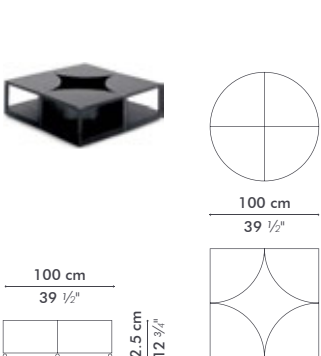
106.5 cm Ø x 10 mm thk
(42" Ø x 3/8" thk), pencil edge

COLORS / FINISHES

Indoor: dark brown, natural walnut

STITCHES

COFFEE TABLE



MATERIALS

Indoor: reconstituted leather and plywood

INDOOR

Weight	24 kg / 53 lbs
Volume	0.45 m³

COLORS / FINISHES

Indoor: brown

DRUM TABLE



MATERIALS

Indoor: reconstituted leather and plywood

INDOOR

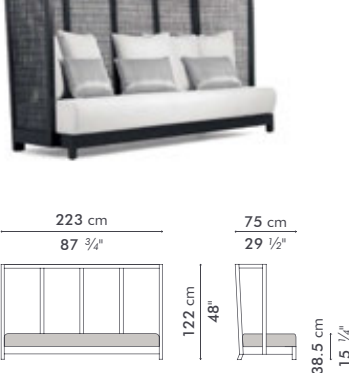
Weight	9 kg / 20 lbs
Volume	0.16 m³

COLORS / FINISHES

Indoor: brown

SUZY WONG

SOFA high back



MATERIALS

Indoor: abaca, rattan and maple
or lampakanai, rattan and walnut

INDOOR

Weight	56 kg / 123 lbs
Volume	1.10 m³

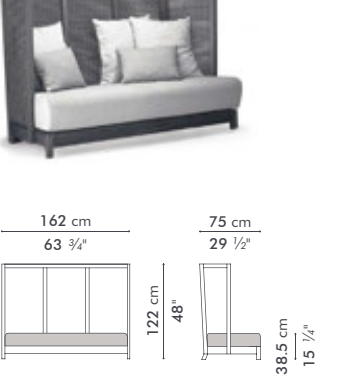
FABRIC REQUIREMENTS

seat:	4.50 m / 5.00 yds
pillows:	4pcs 56 x 56 cm / 22" x 22"
	2.60 m / 2.80 yds
	3pcs 49 x 33 cm / 19" x 13"
	1.20 m / 1.30 yds

COLORS / FINISHES

Indoor: dark brown, natural walnut

LOVESEAT high back



MATERIALS

Indoor: abaca, rattan and maple
or lampakanai, rattan and walnut

INDOOR

Weight	43 kg / 95 lbs
Volume	0.79 m³

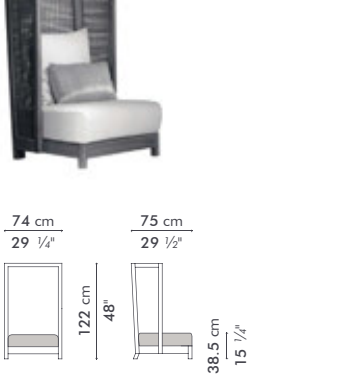
FABRIC REQUIREMENTS

seat:	3.30 m / 3.65 yds
pillows:	3pcs 56 x 56 cm / 22" x 22"
	1.95 m / 2.10 yds
	2pcs 49 x 33 cm / 19" x 13"
	1.20 m / 1.30 yds

COLORS / FINISHES

Indoor: dark brown, natural walnut

EASY ARMCHAIR high back



MATERIALS

Indoor: abaca, rattan and maple
or lampakanai, rattan and walnut

INDOOR

Weight	32.5 kg / 72 lbs
Volume	0.38 m³

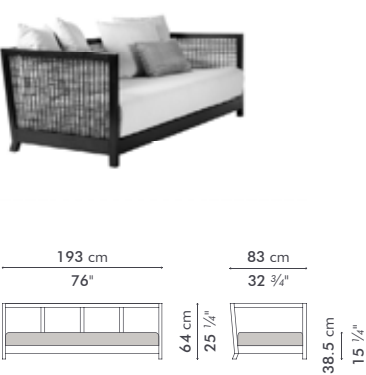
FABRIC REQUIREMENTS

seat:	1.50 m / 1.65 yds
pillows:	1pc 56 x 56 cm / 22" x 22"
	0.65 m / 0.70 yds
	1pc 49 x 33 cm / 19" x 13"
	0.60 m / 0.65 yds

COLORS / FINISHES

Indoor: dark brown, natural walnut

SOFA low back



MATERIALS

Indoor: abaca, rattan and maple
or lampakanai, rattan and walnut

INDOOR

Weight	50 kg / 110 lbs
Volume	1.27 m³

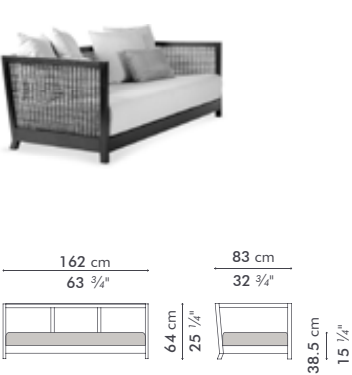
FABRIC REQUIREMENTS

seat:	3.80 m / 4.20 yds
pillows:	4pcs 56 x 56 cm / 22" x 22"
	2.60 m / 2.80 yds
	3pcs 49 x 33 cm / 19" x 13"
	1.20 m / 1.30 yds

COLORS / FINISHES

Indoor: dark brown, natural walnut

LOVESEAT low back



MATERIALS

Indoor: abaca, rattan and maple
or lampakanai, rattan and walnut

INDOOR

Weight	40 kg / 88 lbs
Volume	0.97 m³

FABRIC REQUIREMENTS

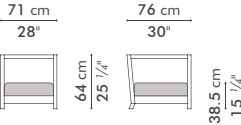
seat:	3.30 m / 3.65 yds
pillows:	3pcs 56 x 56 cm / 22" x 22"
	1.95 m / 2.10 yds
	2pcs 49 x 33 cm / 19" x 13"
	1.20 m / 1.30 yds

COLORS / FINISHES

Indoor: dark brown, natural walnut



EASY ARMCHAIR low back



MATERIALS

Indoor: abaca, rattan and maple
or lampakanai, rattan and walnut

INDOOR

Weight	29.5 kg / 65 lbs
Volume	0.43 m³

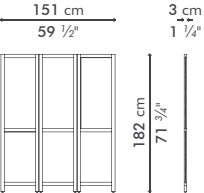
FABRIC REQUIREMENTS

seat:	1.50 m / 1.65 yds
pillows:	1pc 56 x 56 cm / 22" x 22"
	0.65 m / 0.70 yds
	1pc 49 x 33 cm / 19" x 13"
	0.60 m / 0.65 yds

COLORS / FINISHES

Indoor: dark brown, natural walnut

SCREEN



MATERIALS

Indoor: abaca, rattan and maple
or lampakanai, rattan and walnut

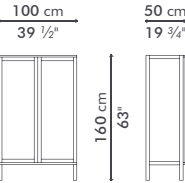
INDOOR

Weight	10 kg / 22 lbs
Volume	0.17 m³

COLORS / FINISHES

Indoor: dark brown, natural walnut

CABINET



MATERIALS

Indoor: abaca, rattan and maple
or lampakanai, rattan and walnut

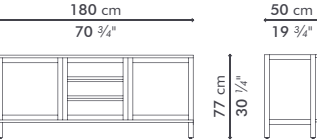
INDOOR

Weight	41 kg / 90 lbs
Volume	1.05 m³

COLORS / FINISHES

Indoor: dark brown, natural walnut

BUFFET CABINET



MATERIALS

Indoor: abaca, rattan and maple
or lampakanai, rattan and walnut

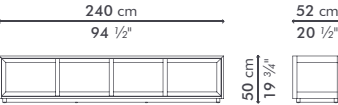
INDOOR

Weight	42 kg / 93 lbs
Volume	0.88 m³

COLORS / FINISHES

Indoor: dark brown, natural walnut

ENTERTAINMENT CONSOLE regular



MATERIALS

Indoor: abaca, rattan and maple
or lampakanai, rattan and walnut

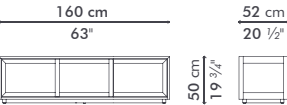
INDOOR

Weight	65 kg / 143 lbs
Volume	0.83 m³

COLORS / FINISHES

Indoor: dark brown, natural walnut

ENTERTAINMENT CONSOLE small



MATERIALS

Indoor: abaca, rattan and maple
or lampakanai, rattan and walnut

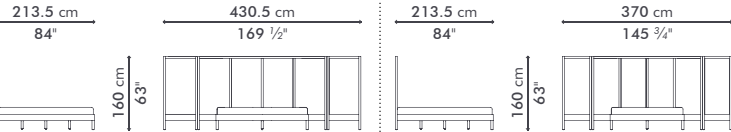
INDOOR

Weight	43 kg / 95 lbs
Volume	0.55 m³

COLORS / FINISHES

Indoor: dark brown, natural walnut

BED american king



MATERIALS

Indoor: abaca, rattan and maple
or lampakanai, rattan and walnut

INDOOR

Weight	79.5 kg / 175 lbs
Volume	1.04 m³ (2 boxes)

MATTRESS

203 cm L x 193 cm W x 20-30 cm H
(80" L x 76" W x 8-12" H)

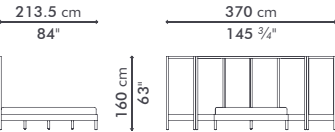
INSIDE MEASUREMENT

207 cm L x 197 cm W
(81 1/2" L x 77 1/2" W)

COLORS / FINISHES

Indoor: dark brown, natural walnut

BED american queen



MATERIALS

Indoor: abaca, rattan and maple
or lampakanai, rattan and walnut

INDOOR

Weight	77 kg / 170 lbs
Volume	0.93 m³ (2 boxes)

MATTRESS

203 cm L x 152.5 cm W x 20-30 cm H
(80" L x 60" W x 8-12" H)

INSIDE MEASUREMENT

207 cm L x 156.5 cm W
(81 1/2" L x 61 1/2" W)

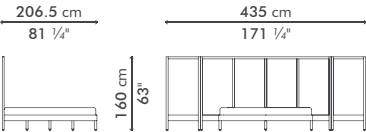
COLORS / FINISHES

Indoor: dark brown, natural walnut



SUZY WONG

BED european extra king



MATERIALS

Indoor: abaca, rattan and maple
or lampakanai, rattan and walnut

INDOOR

Weight 88.5 kg / 195 lbs
Volume 1.05 m³ (2 boxes)

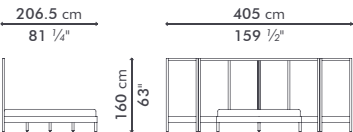
MATTRESS

200 cm L x 200 cm W x 20-30 cm H
(78 ¾" L x 78 ¾" W x 8-12" H)

COLORS / FINISHES

Indoor: dark brown, natural walnut

BED european king



MATERIALS

Indoor: abaca, rattan and maple
or lampakanai, rattan and walnut

INDOOR

Weight 83.5 kg / 184 lbs
Volume 0.99 m³ (2 boxes)

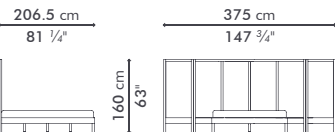
MATTRESS

200 cm L x 180 cm W x 20-30 cm H
(78 ¾" L x 70 ¾" W x 8-12" H)

COLORS / FINISHES

Indoor: dark brown, natural walnut

BED european queen



MATERIALS

Indoor: abaca, rattan and maple
or lampakanai, rattan and walnut

INDOOR

Weight 80 kg / 176 lbs
Volume 0.93 m³ (2boxes)

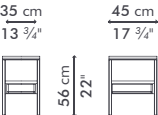
MATTRESS

200 cm L x 160 cm W x 20-30 cm H
(78 ¾" L x 63" W x 8-12" H)

COLORS / FINISHES

Indoor: dark brown, natural walnut

NIGHT TABLE



MATERIALS

Indoor: walnut or maple and stainless steel

INDOOR

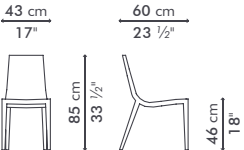
Weight 11 kg / 24 lbs
Volume 0.15 m³

COLORS / FINISHES

Indoor: dark brown, natural walnut

TERRA

SIDE CHAIR



MATERIALS

Indoor: abaca and maple or reconstituted
leather and maple

INDOOR

Weight 6 kg / 13 lbs
Volume 0.42 m³ (2 pcs in a box)

COLORS / FINISHES

Indoor: brown

TILT!

SOFA



MATERIALS

Indoor: maple or walnut

INDOOR

Weight 41 kg / 90 lbs
Volume 1.32 m³

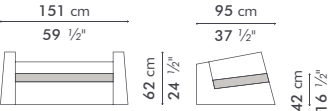
FABRIC REQUIREMENTS

5.60 m / 6.25 yds

COLORS / FINISHES

Indoor: dark brown, natural walnut

LOVESEAT



MATERIALS

Indoor: maple or walnut

INDOOR

Weight 30 kg / 66 lbs
Volume 0.98 m³

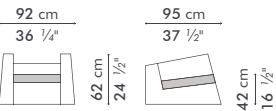
FABRIC REQUIREMENTS

4.00 m / 4.45 yds

COLORS / FINISHES

Indoor: dark brown, natural walnut

EASY ARMCHAIR



MATERIALS

Indoor: maple or walnut

INDOOR

Weight 19 kg / 42 lbs
Volume 0.60 m³

FABRIC REQUIREMENTS

1.90 m / 2.10 yds

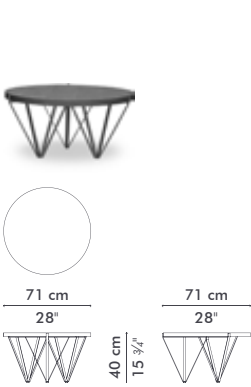
COLORS / FINISHES

Indoor: dark brown, natural walnut



TRIAGE

COFFEE TABLE



MATERIALS

Indoor: oak and steel

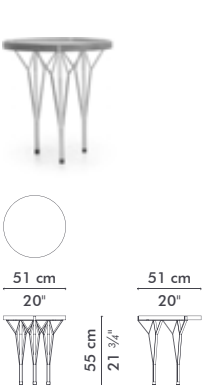
INDOOR

Weight	11 kg / 24 lbs
Volume	0.25 m ³

COLORS / FINISHES

Indoor: natural oak, brown, dark brown with silver or black base

END TABLE high



MATERIALS

Indoor: oak and steel

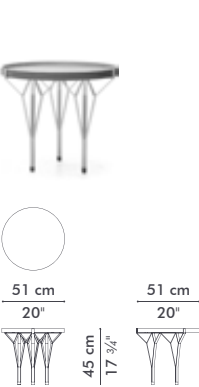
INDOOR

Weight	5 kg / 11 lbs
Volume	0.14 m ³

COLORS / FINISHES

Indoor: natural oak, brown, dark brown with silver or black base

END TABLE low



MATERIALS

Indoor: oak and steel

INDOOR

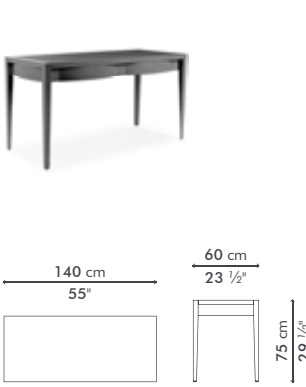
Weight	5 kg / 11 lbs
Volume	0.17 m ³

COLORS / FINISHES

Indoor: natural oak, brown, dark brown with silver or black base

VAÑA

WRITING DESK



MATERIALS

Indoor: oak

INDOOR

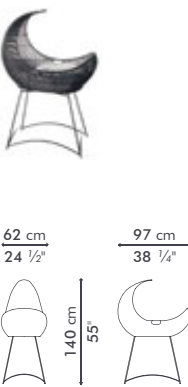
Weight	29 kg / 64 lbs
Volume	0.80 m ³

COLORS / FINISHES

Indoor: natural oak, brown, dark brown

LE PETIT VOYAGE

CRIB



MATERIALS

Indoor: abaca or buri, nylon and steel

INDOOR

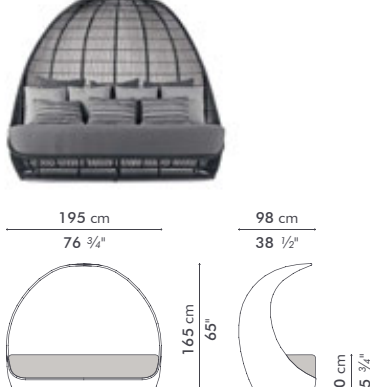
Weight	12 kg / 26 lbs
Volume	0.74 m ³

COLORS / FINISHES

Indoor: brown

VOYAGE

DAYBED



MATERIALS

Outdoor: polyethylene, nylon and steel

OUTDOOR

Weight	52.5 kg / 116 lbs
Volume	3.33 m ³

FABRIC REQUIREMENTS

seat:	4.45 m / 4.95 yds
pillows:	3pcs 56 x 56 cm / 22" x 22"
	1.95 m / 2.10 yds
	4pcs 46 x 46 cm / 18" x 18"
	2.20 m / 2.40 yds
	3pcs 49 x 33 cm / 19" x 13"
	1.20 m / 1.30 yds

COLORS / FINISHES

Outdoor: brown, whitewash

BED american king



MATERIALS

Indoor: abaca or buri, nylon and steel

INDOOR

Weight	94.5 kg / 208 lbs
Volume	4.89 m ³

MATTRESS

203 cm L x 193 cm W x 20-30 cm H
(80" L x 76" W x 8-12" H)

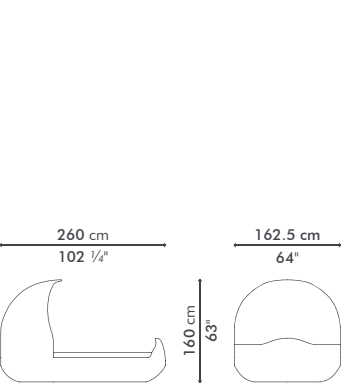
INSIDE MEASUREMENT

207 cm L x 197 cm W
(81 1/2" L x 77 1/2" W)

COLORS / FINISHES

Indoor: brown

BED american queen



MATERIALS

Indoor: abaca or buri, nylon and steel

INDOOR

Weight	76.5 kg / 169 lbs
Volume	4.10 m ³

MATTRESS

203 cm L x 152.5 cm W x 20-30 cm H
(80" L x 60" W x 8-12" H)

INSIDE MEASUREMENT

207 cm L x 156.5 cm W
(81 1/2" L x 61 1/2" W)

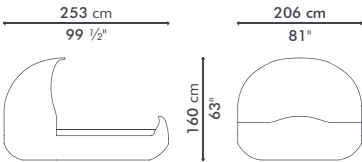
COLORS / FINISHES

Indoor: brown



VOYAGE

BED european extra king



MATERIALS

Indoor: abaca or buri, nylon and steel

INDOOR

Weight 96 kg / 212 lbs
Volume 5.01 m³

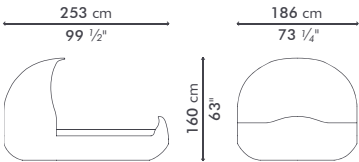
MATTRESS

200 cm L x 200 cm W x 20-30 cm H
(78 3/4" L x 78 3/4" W x 8-12" H)

COLORS / FINISHES

Indoor: brown

BED european king



MATERIALS

Indoor: abaca or buri, nylon and steel

INDOOR

Weight 90.5 kg / 200 lbs
Volume 4.85 m³

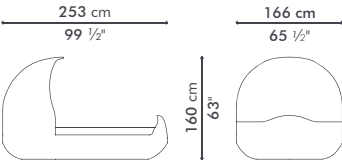
MATTRESS

200 cm L x 180 cm W x 20-30 cm H
(78 3/4" L x 70 3/4" W x 8-12" H)

COLORS / FINISHES

Indoor: brown

BED european queen



MATERIALS

Indoor: abaca or buri, nylon and steel

INDOOR

Weight 77 kg / 170 lbs
Volume 4.10 m³

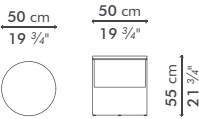
MATTRESS

200 cm L x 160 cm W x 20-30 cm H
(78 3/4" L x 63" W x 8-12" H)

COLORS / FINISHES

Indoor: brown

NIGHT TABLE



MATERIALS

Indoor: abaca or buri, nylon, steel and oak

INDOOR

Weight 8 kg / 18 lbs
Volume 0.17 m³

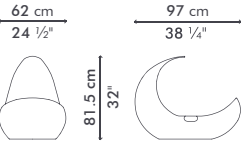
STANDARD /GLASS

TOP 48 cm Ø x 6 mm thk
(19" Ø x 1/4" thk), frosted,
swiped edge
SHELF 45 cm Ø x 6 mm thk
(17 3/4" Ø x 1/4" thk), frosted,
swiped edge

COLORS / FINISHES

Indoor: brown

PET BED



MATERIALS

Outdoor: polyethylene, nylon and steel

OUTDOOR

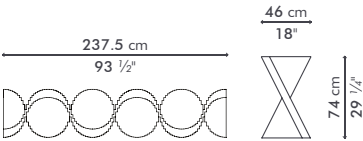
Weight 8 kg / 18 lbs
Volume 0.53 m³

COLORS / FINISHES

Outdoor: brown, whitewash

WAVE

DINING TABLE large



MATERIALS

Indoor: ash or maple or walnut

INDOOR

Weight 84 kg / 185 lbs
Volume 1.48 m³

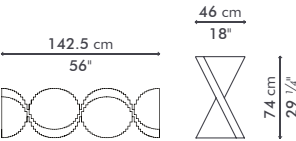
STANDARD GLASS

300 cm W x 110 cm D x 12 mm thk
(118" W x 43 1/4" D x 1/2" thk), pencil edge

COLORS / FINISHES

Indoor: natural walnut , dark brown

DINING TABLE medium



MATERIALS

Indoor: ash or maple or walnut

INDOOR

Weight 52.5 kg / 116 lbs
Volume 0.91 m³

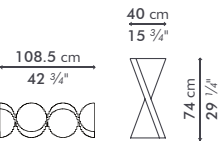
STANDARD GLASS

200 cm W x 100 cm D x 12 mm thk
(78 3/4" W x 39 1/2" D x 1/2" thk), pencil edge

COLORS / FINISHES

Indoor: natural walnut , dark brown

DINING TABLE small



MATERIALS

Indoor: ash or maple or walnut

INDOOR

Weight 40 kg / 88 lbs
Volume 0.41 m³

STANDARD GLASS

160 cm W x 80 cm D x 12 mm thk
(63" W x 31 1/2" D x 1/2" thk), pencil edge

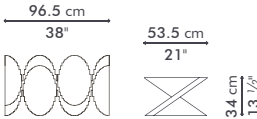
COLORS / FINISHES

Indoor: natural walnut ,dark brown



WAVE

COFFEE TABLE



MATERIALS

Indoor: ash or maple or walnut

INDOOR

Weight	24 kg / 53 lbs
Volume	0.23 m ³

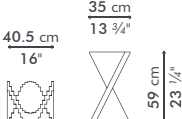
STANDARD GLASS

120 cm W x 70 cm D x 10 mm thk
(47 3/4" W x 27 1/2" D x 3/8" thk), pencil edge

COLORS / FINISHES

Indoor: natural walnut ,dark brown

END TABLE



MATERIALS

Indoor: ash or maple or walnut

INDOOR

Weight	11 kg / 24 lbs
Volume	0.11 m ³

STANDARD GLASS

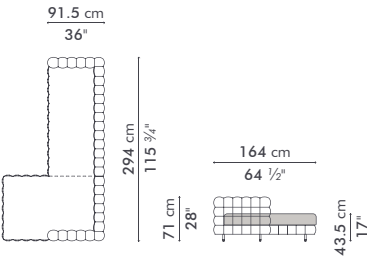
50 cm W x 50 cm D x 10 mm thk
(19 3/4" W x 19 3/4" D x 3/8" thk), pencil edge

COLORS / FINISHES

Indoor: natural walnut ,dark brown

YIN & YANG

L-SOFA



MATERIALS

Indoor: rattan peel, rattan, steel and stainless steel

Outdoor: polyethylene, steel and stainless steel

INDOOR

Weight	75 kg / 165 lbs
Volume	2.79 m ³ (2 boxes)

OUTDOOR

Weight	79 kg / 175 lbs
Volume	2.71 m ³ (2 boxes)

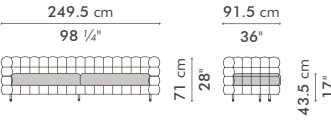
FABRIC REQUIREMENTS

9.70 m / 10.80 yds

COLORS / FINISHES

Indoor: brown, natural
Outdoor: brown, natural

SOFA extra large



MATERIALS

Indoor: rattan peel, rattan, steel and stainless steel

Outdoor: polyethylene, steel and stainless steel

INDOOR

Weight	55 kg / 121 lbs
Volume	1.81 m ³

OUTDOOR

Weight	58 kg / 128 lbs
Volume	1.76 m ³

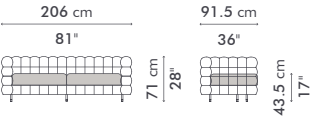

FABRIC REQUIREMENTS

6.40 m / 7.10 yds

COLORS / FINISHES

Indoor: brown, natural
Outdoor: brown, natural

SOFA deep



MATERIALS

Indoor: rattan peel, rattan, steel and stainless steel

Outdoor: polyethylene, steel and stainless steel

INDOOR

Weight	51 kg / 112 lbs
Volume	1.50 m ³

OUTDOOR

Weight	53 kg / 117 lbs
Volume	1.45 m ³

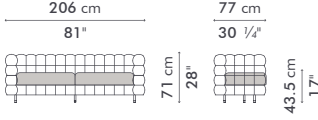

FABRIC REQUIREMENTS

4.85 m / 5.40 yds

COLORS / FINISHES

Indoor: brown, natural
Outdoor: brown, natural

SOFA regular



MATERIALS

Indoor: rattan peel, rattan, steel and stainless steel

Outdoor: polyethylene, steel and stainless steel

INDOOR

Weight	47 kg / 104 lbs
Volume	1.28 m ³

OUTDOOR

Weight	49 kg / 108 lbs
Volume	1.24 m ³

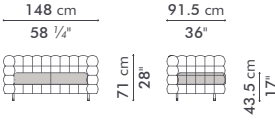
FABRIC REQUIREMENTS

6.00 m / 6.70 yds

COLORS / FINISHES

Indoor: brown, natural
Outdoor: brown, natural

LOVESEAT deep



MATERIALS

Indoor: rattan peel, rattan, steel and stainless steel

Outdoor: polyethylene, steel and stainless steel

INDOOR

Weight	30 kg / 66 lbs
Volume	1.08 m ³

OUTDOOR

Weight	34 kg / 75 lbs
Volume	1.05 m ³

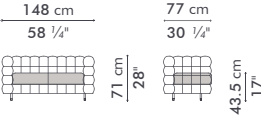
FABRIC REQUIREMENTS

3.70 m / 4.10 yds

COLORS / FINISHES

Indoor: brown, natural
Outdoor: brown, natural

LOVESEAT regular



MATERIALS

Indoor: rattan peel, rattan, steel and stainless steel

Outdoor: polyethylene, steel and stainless steel

INDOOR

Weight	27.5 kg / 61 lbs
Volume	0.92 m ³

OUTDOOR

Weight	31 kg / 68 lbs
Volume	0.89 m ³

FABRIC REQUIREMENTS

4.00 m / 4.45 yds

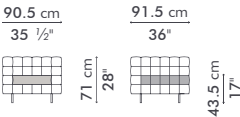
COLORS / FINISHES

Indoor: brown, natural
Outdoor: brown, natural



YIN & YANG

EASY ARMCHAIR deep



MATERIALS

Indoor: rattan peel, rattan, steel and stainless steel
Outdoor: polyethylene, steel and stainless steel

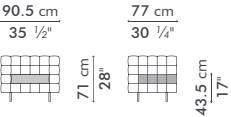
INDOOR	
Weight	29 kg / 64 lbs
Volume	0.68 m³

OUTDOOR	
Weight	29.5 kg / 65 lbs
Volume	0.65 m³

FABRIC REQUIREMENTS	
seat:	1.80 m / 2.00 yds

COLORS / FINISHES
Indoor: brown, natural
Outdoor: brown, natural

EASY ARMCHAIR regular



MATERIALS

Indoor: rattan peel, rattan, steel and stainless steel
Outdoor: polyethylene, steel and stainless steel

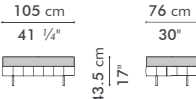
INDOOR	
Weight	23 kg / 51 lbs
Volume	0.58 m³

OUTDOOR	
Weight	25 kg / 55 lbs
Volume	0.56 m³

FABRIC REQUIREMENTS	
seat:	2.20 m / 2.45 yds

COLORS / FINISHES
Indoor: brown, natural
Outdoor: brown, natural

OTTOMAN large



MATERIALS

Indoor: rattan peel, rattan, steel and stainless steel
Outdoor: polyethylene, steel and stainless steel

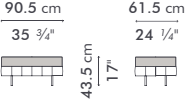
INDOOR	
Weight	14 kg / 31 lbs
Volume	0.41 m³

OUTDOOR	
Weight	15 kg / 33 lbs
Volume	0.39 m³

FABRIC REQUIREMENTS	
seat:	2.20 m / 2.45 yds

COLORS / FINISHES
Indoor: brown, natural
Outdoor: brown, natural

OTTOMAN regular



MATERIALS

Indoor: rattan peel, rattan, steel and stainless steel
Outdoor: polyethylene, steel and stainless steel

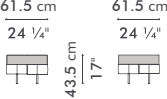
INDOOR	
Weight	13 kg / 29 lbs
Volume	0.28 m³

OUTDOOR	
Weight	14 kg / 31 lbs
Volume	0.27 m³

FABRIC REQUIREMENTS	
seat:	1.90 m / 2.10 yds

COLORS / FINISHES
Indoor: brown, natural
Outdoor: brown, natural

OTTOMAN small



MATERIALS

Indoor: rattan peel, rattan, steel and stainless steel
Outdoor: polyethylene, steel and stainless steel

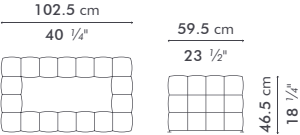

INDOOR	
Weight	10 kg / 22 lbs
Volume	0.20 m³

OUTDOOR	
Weight	11 kg / 24 lbs
Volume	0.19 m³

FABRIC REQUIREMENTS	
seat:	1.35 m / 1.50 yds

COLORS / FINISHES
Indoor: brown, natural
Outdoor: brown, natural

COFFEE TABLE regular



MATERIALS

Indoor: rattan peel, rattan, and steel
Outdoor: polyethylene and steel

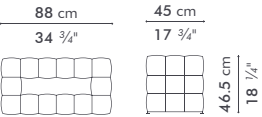
INDOOR	
Weight	19.5 kg / 43 lbs
Volume	0.56 m³

OUTDOOR	
Weight	21 kg / 46 lbs
Volume	0.54 m³

STANDARD GLASS	
120 cm W x 80 cm D x 10 mm thk (47 3/4" W x 31 1/2" D x 3/8" thk), pencil edge	

COLORS / FINISHES
Indoor: brown, natural
Outdoor: brown, natural

COFFEE TABLE small, tall



MATERIALS

Indoor: rattan peel, rattan, and steel
Outdoor: polyethylene and steel

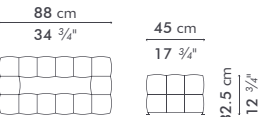
INDOOR	
Weight	21.5 kg / 47 lbs
Volume	0.23 m³

OUTDOOR	
Weight	23 kg / 51 lbs
Volume	0.21 m³

STANDARD GLASS	
105 cm W x 80 cm D x 10 mm thk (41 3/4" W x 31 1/2" D x 3/8" thk), pencil edge	

COLORS / FINISHES
Indoor: brown, natural
Outdoor: brown, natural

COFFEE TABLE small, short



MATERIALS

Indoor: rattan peel, rattan, and steel
Outdoor: polyethylene and steel

INDOOR	
Weight	15.5 kg / 34 lbs
Volume	0.16 m³

OUTDOOR	
Weight	17 kg / 38 lbs
Volume	0.15 m³

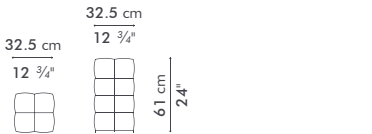
STANDARD GLASS	
105 cm W x 80 cm D x 10 mm thk (41 3/4" W x 31 1/2" D x 3/8" thk), pencil edge	

COLORS / FINISHES
Indoor: brown, natural
Outdoor: brown, natural



YIN & YANG

END TABLE tall



MATERIALS

Indoor: rattan peel, rattan, and steel
Outdoor: polyethylene and steel

INDOOR

Weight 5 kg / 11 lbs
Volume 0.09 m³

OUTDOOR

Weight 5.5 kg / 12 lbs
Volume 0.08 m³

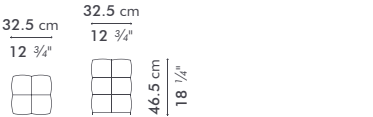
STANDARD GLASS

50 cm W x 50 cm D x 6 mm thk
(19 3/4" W x 19 3/4" D x 1/4" thk), pencil edge

COLORS / FINISHES

Indoor: brown, natural
Outdoor: brown, natural

END TABLE short



MATERIALS

Indoor: rattan peel, rattan, and steel
Outdoor: polyethylene and steel

INDOOR

Weight 4 kg / 9 lbs
Volume 0.07 m³

OUTDOOR

Weight 4.5 kg / 10 lbs
Volume 0.06 m³

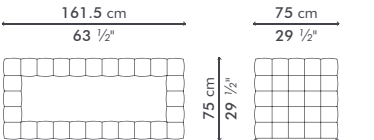
STANDARD GLASS

50 cm W x 50 cm D x 6 mm thk
(19 3/4" W x 19 3/4" D x 1/4" thk), pencil edge

COLORS / FINISHES

Indoor: brown, natural
Outdoor: brown, natural

DINING TABLE rectangular



MATERIALS

Indoor: rattan peel, rattan and steel
Outdoor: polyethylene and steel

INDOOR

Weight 41 kg / 90 lbs
Volume 0.94 m³

OUTDOOR

Weight 43 kg / 95 lbs
Volume 0.91 m³

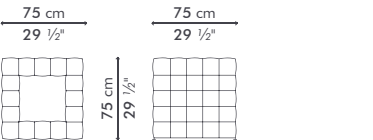
STANDARD GLASS

223.5 cm W x 137 cm D x 12 mm thk
(88" W x 54" D x 1/2" thk), pencil edge

COLORS / FINISHES

Indoor: brown, natural
Outdoor: brown, natural

DINING TABLE square regular



MATERIALS

Indoor: rattan peel, rattan and steel
Outdoor: polyethylene and steel

INDOOR

Weight 24 kg / 53 lbs
Volume 0.49 m³

OUTDOOR

Weight 26 kg / 57 lbs
Volume 0.47 m³

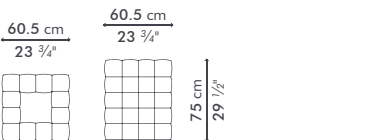
STANDARD GLASS

137 cm W x 137 cm D x 12 mm thk
(54" W x 54" D x 1/2" thk), pencil edge

COLORS / FINISHES

Indoor: brown, natural
Outdoor: brown, natural

DINING TABLE square small



MATERIALS

Indoor: rattan peel, rattan and steel
Outdoor: polyethylene and steel

INDOOR

Weight 18 kg / 40 lbs
Volume 0.33 m³

OUTDOOR

Weight 19.5 kg / 43 lbs
Volume 0.32 m³

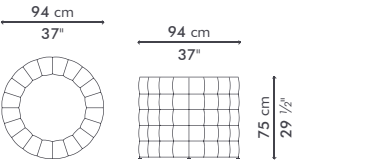
STANDARD GLASS

122 cm W x 122 cm D x 12 mm thk
(48" W x 48" D x 1/2" thk), pencil edge

COLORS / FINISHES

Indoor: brown, natural
Outdoor: brown, natural

DINING TABLE round



MATERIALS

Indoor: rattan peel, rattan and steel
Outdoor: polyethylene and steel

INDOOR

Weight 41 kg / 90 lbs
Volume 0.76 m³

OUTDOOR

Weight 43 kg / 95 lbs
Volume 0.73 m³

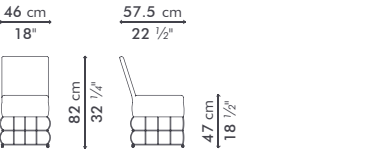
STANDARD GLASS

152.5 cm Ø x 12 mm thk
(60" Ø x 1/2" thk), pencil edge

COLORS / FINISHES

Indoor: brown, natural
Outdoor: brown, natural

SIDE CHAIR



MATERIALS

Indoor: rattan peel, rattan, steel and urethane foam
Outdoor: polyethylene, steel and reticulated foam

INDOOR

Weight 8.5 kg / 19 lbs
Volume 0.26 m³

OUTDOOR

Weight 9 kg / 20 lbs
Volume 0.26 m³

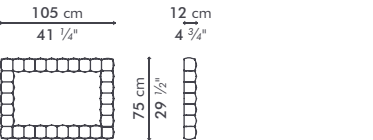
FABRIC REQUIREMENTS

seat: 1.20 m / 1.30 yds

COLORS / FINISHES

Indoor: brown, natural
Outdoor: brown, natural

MIRROR FRAME



MATERIALS

Indoor: rattan peel, rattan and steel

INDOOR

Weight 7 kg / 15 lbs
Volume 0.13 m³

STANDARD MIRROR

82 cm W x 52 cm H x 10 mm thk
(32" W x 20 3/4" H x 3/8" thk), pencil edge

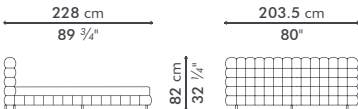
COLORS / FINISHES

Indoor: brown, natural



YIN & YANG

BED american king



MATERIALS

Indoor: rattan peel, rattan, steel and stainless steel

INDOOR

Weight 74 kg / 163 lbs
Volume 0.76 m³ (3 boxes)

MATTRESS

203 cm L x 193 cm W x 20-30 cm H
(80" L x 76" W x 8-12" H)

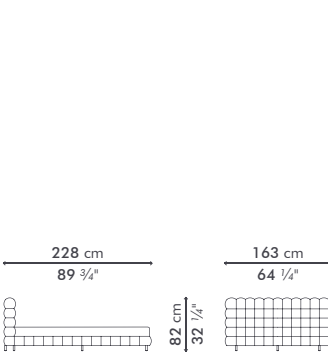
INSIDE MEASUREMENT

207 cm L x 197 cm W
(81 1/2" L x 77 1/2" W)

COLORS / FINISHES

Indoor: brown, natural

BED american queen



MATERIALS

Indoor: rattan peel, rattan, steel and stainless steel

INDOOR

Weight 64 kg / 141 lbs
Volume 0.70 m³ (3 boxes)

MATTRESS

203 cm L x 152.5 cm W x 20-30 cm H
(80" L x 60" W x 8-12" H)

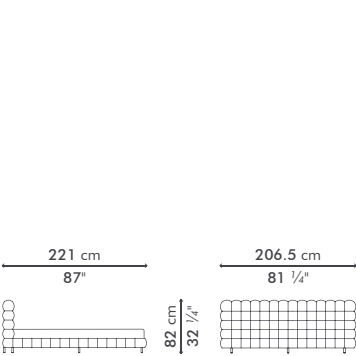
INSIDE MEASUREMENT

207 cm L x 156.5 cm W
(81 1/2" L x 61 1/2" W)

COLORS / FINISHES

Indoor: brown, natural

BED european extra king



MATERIALS

Indoor: rattan peel, rattan, steel and stainless steel

INDOOR

Weight 75,5 kg / 166 lbs
Volume 0.77 m³ (3 boxes)

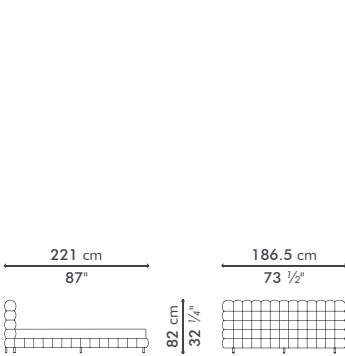
MATTRESS

200 cm L x 200 cm W x 20-30 cm H
(78 3/4" L x 78 3/4" W x 8-12" H)

COLORS / FINISHES

Indoor: brown, natural

BED european king



MATERIALS

Indoor: rattan peel, rattan, steel and stainless steel

INDOOR

Weight 69,5 kg / 153 lbs
Volume 0.71 m³ (3 boxes)

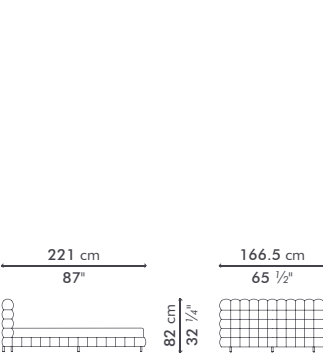
MATTRESS

200 cm L x 180 cm W x 20-30 cm H
(78 3/4" L x 70 3/4" W x 8-12" H)

COLORS / FINISHES

Indoor: brown, natural

BED european queen



MATERIALS

Indoor: rattan peel, rattan, steel and stainless steel

INDOOR

Weight 63,5 kg / 140 lbs
Volume 0.65 m³ (3 boxes)

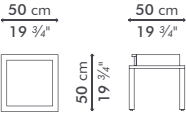
MATTRESS

200 cm L x 160 cm W x 20-30 cm H
(78 3/4" L x 63" W x 8-12" H)

COLORS / FINISHES

Indoor: brown, natural

NIGHT TABLE



MATERIALS

Indoor: ash or maple and reconstituted leather

INDOOR

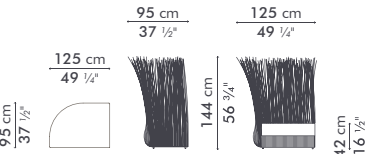
Weight 7.5 kg / 17 lbs
Volume 0.15 m³

COLORS / FINISHES

Indoor: brown, natural

YODA

SOFA SECTION long, right



MATERIALS

Indoor: rattan, nylon and steel
Outdoor: pvc, nylon and steel

INDOOR

Weight 47.5 kg / 105 lbs
Volume 1.58 m³

OUTDOOR

Weight 49.5 kg / 109 lbs
Volume 1.52 m³

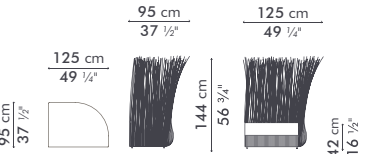
FABRIC REQUIREMENTS

seat: 2.10 m / 2.30 yds
pillows: 3pcs 51 x 51 cm / 20" x 20"
1.80 m / 1.95 yds
2pcs 46 x 36 cm / 18" x 14"
1.10 m / 1.20 yds

COLORS / FINISHES

Indoor: bronze, natural
Outdoor: brown

SOFA SECTION long, left



MATERIALS

Indoor: rattan, nylon and steel
Outdoor: pvc, nylon and steel

INDOOR

Weight 47.5 kg / 105 lbs
Volume 1.58 m³

OUTDOOR

Weight 49.5 kg / 109 lbs
Volume 1.52 m³

FABRIC REQUIREMENTS

seat: 2.10 m / 2.30 yds
pillows: 3pcs 51 x 51 cm / 20" x 20"
1.80 m / 1.95 yds
2pcs 46 x 36 cm / 18" x 14"
1.10 m / 1.20 yds

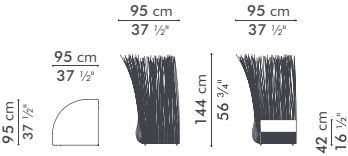
COLORS / FINISHES

Indoor: bronze, natural
Outdoor: brown



YODA

SOFA SECTION short



MATERIALS

Indoor: rattan, nylon and steel
Outdoor: pvc, nylon and steel

INDOOR

Weight	32 kg / 71 lbs
Volume	1.17 m³

OUTDOOR

Weight	38 kg / 84 lbs
Volume	1.14 m³

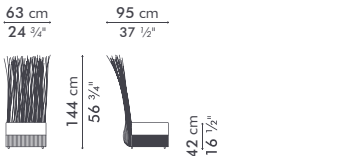
FABRIC REQUIREMENTS

seat:	1.50 m / 1.65 yds
pillows:	2pcs 51 x 51 cm / 20" x 20"
	1.20 m / 1.30 yds
	1pc 46 x 36 cm / 18" x 14"
	0.55 m / 0.60 yds

COLORS / FINISHES

Indoor: bronze, natural
Outdoor: brown

SOFA SECTION center



MATERIALS

Indoor: rattan, nylon and steel
Outdoor: pvc, nylon and steel

INDOOR

Weight	26 kg / 57 lbs
Volume	0.97 m³

OUTDOOR

Weight	28 kg / 62 lbs
Volume	0.94 m³

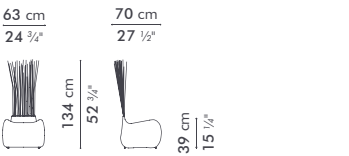
FABRIC REQUIREMENTS

seat:	1.50 m / 1.65 yds
pillows:	1pc 51 x 51 cm / 20" x 20"
	0.60 m / 0.65 yds
	1pc 46 x 36 cm / 18" x 14"
	0.55 m / 0.60 yds

COLORS / FINISHES

Indoor: bronze, natural
Outdoor: brown

EASY CHAIR



MATERIALS

Indoor: rattan, nylon and steel
Outdoor: pvc, nylon and steel

INDOOR

Weight	13 kg / 29 lbs
Volume	0.96 m³ (2 pcs in a box)

OUTDOOR

Weight	18 kg / 40 lbs
Volume	0.90 m³ (2 pcs in a box)

COLORS / FINISHES

Indoor: bright red, bronze, lime green,
natural
Outdoor: bright red, brown

BARSTOOL



MATERIALS

Indoor: rattan, nylon and steel
Outdoor: pvc, nylon and steel

INDOOR

Weight	8.5 kg / 19 lbs
Volume	0.38 m³

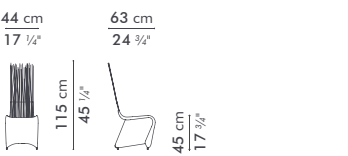
OUTDOOR

Weight	9 kg / 20 lbs
Volume	0.38 m³

COLORS / FINISHES

Indoor: bright red, bronze, lime green,
natural
Outdoor: bright red, brown

SIDE CHAIR



MATERIALS

Indoor: rattan, nylon and steel
Outdoor: pvc, nylon and steel

INDOOR

Weight	6 kg / 13 lbs
Volume	0.36 m³ (2 pcs in a box)

OUTDOOR

Weight	8 kg / 18 lbs
Volume	0.33 m³ (2 pcs in a box)

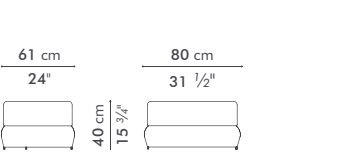
FABRIC REQUIREMENTS

seat:	0.55 m / 0.60 yds
-------	-------------------

COLORS / FINISHES

Indoor: bright red, bronze, lime green,
natural
Outdoor: bright red, brown

OTTOMAN



MATERIALS

Indoor: rattan, nylon and steel
Outdoor: polyethylene, nylon and steel

INDOOR

Weight	7.5 kg / 17 lbs
Volume	0.23 m³

OUTDOOR

Weight	9.5 kg / 21 lbs
Volume	0.22 m³

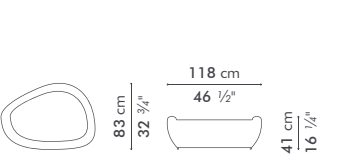
FABRIC REQUIREMENTS

seat:	1.20 m / 1.30 yds
-------	-------------------

COLORS / FINISHES

Indoor: bronze, natural
Outdoor: brown

COFFEE TABLE large



MATERIALS

Indoor: rattan, nylon and steel
Outdoor: polyethylene, nylon and steel

INDOOR

Weight	10.5 kg / 23 lbs
Volume	0.47 m³

OUTDOOR

Weight	14 kg / 31 lbs
Volume	0.44 m³

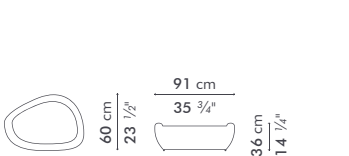
STANDARD GLASS

95 cm W x 62.5 cm D x 10 mm thk
(37 1/2" W x 24 1/2" D x 3/8" thk), frosted,
swiped edge

COLORS / FINISHES

Indoor: bronze, natural
Outdoor: brown

COFFEE TABLE medium



MATERIALS

Indoor: rattan, wicker and steel
Outdoor: polyethylene, nylon and steel

INDOOR

Weight	9.5 kg / 21 lbs
Volume	0.24 m³

OUTDOOR

Weight	10 kg / 22 lbs
Volume	0.22 m³

STANDARD GLASS

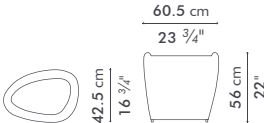
74.5 cm W x 43 cm D x 10 mm thk
(29 3/4" W x 17" D x 3/8" thk), frosted,
swiped edge

COLORS / FINISHES

Indoor: bronze, natural
Outdoor: brown



END TABLE



MATERIALS

Indoor: rattan, nylon and steel
Outdoor: polyethylene, nylon and steel

INDOOR

Weight 7 kg / 15 lbs
Volume 0.17 m³

OUTDOOR

Weight 9 kg / 20 lbs
Volume 0.13 m³

STANDARD GLASS

45.5 cm W x 28 cm D x 6 mm thk
(18" W x 11" D x 1/4" thk), frosted,
swiped edge

Our products are produced
using the finest natural and
man-made materials.

Variations in color, shape,
texture and visual aesthetics
may occur but are not
considered a defect.

These are natural occurrences
due to the species and age
of the material, and possible
exposure to UV lighting.

Such variations contribute
to the natural beauty and
character of these materials
and our products.

COLORS / FINISHES

Indoor: bronze, natural
Outdoor: brown

PHOTOGRAPHY:

PORTUGAL

Bruno Barbosa
Dina Souto Rosa
Locations: Troia Resort, Aqua Falls Spa Hotel Rural

THAILAND

Jason Lang
Locations:Sri Panwa Resort, Aleenta Phang-nga Resort, Mcnamara Villa

SOUTH AFRICA

Mike Hoyle
Locations: Weylandts Residence in Capetown

PHILIPPINES

Batangas

E. Billy Mondonado
Paolo Konst
The J. Antonio Mendoza residence in Tali Beach

Cebu

Conrado Velasco
Raul Arambulo
Estela Fernandez
Paolo Konst

PORTRAIT

Paolo Konst
Estela Fernandez

ARTWORK:

GERMANY

11gen intermedia design

PHILIPPINES

Paolo Konst
Raymond Ang
Leo Dumagueta
Philip Alera